

Main specifications of **α7R IV**

General	Camera type	Interchangeable-lens digital camera
	Lens mount	E-mount
Image sensor	Type	35mm full frame (35.7×23.8mm), Exmor R CMOS sensor
	Number of pixels	Approx. 61.0 megapixels (effective), Approx. 62.5 megapixels (total)
	Image sensor aspect ratio	3:2
	Anti-Dust system	Charge protection coating on optical filter and image sensor shift mechanism
Recording system (still image)	Recording format	JPEG (DCF Ver. 2.0, Exif Ver. 2.31, MPF Baseline compliant), RAW (Sony ARW 2.3 format)
	Image size [3:2] (pixels)	35mm full frame L: 9504 × 6336 (60M), M: 6240 × 4160 (26M), S: 4752 × 3168 (15M) APS-C L: 6240 × 4160 (26M), M: 4752 × 3168 (15M), S: 3120 × 2080 (6.5M)
	[4:3]	35mm full frame L: 8448 × 6336 (54M), M: 5552 × 4160 (23M), S: 4224 × 3168 (13M) APS-C L: 5552 × 4160 (23M), M: 4224 × 3168 (13M), S: 2768 × 2080 (5.8M)
	[16:9]	35mm full frame L: 9504 × 5344 (51M), M: 6240 × 3512 (22M), S: 4752 × 2672 (13M) APS-C L: 6240 × 3512 (22M), M: 4752 × 2672 (13M), S: 3120 × 1752 (5.5M)
	[1:1]	35mm full frame L: 6336 × 6336 (40M), M: 4160 × 4160 (17M), S: 3168 × 3168 (10M) APS-C L: 4160 × 4160 (17M), M: 3168 × 3168 (10M), S: 2080 × 2080 (4.3M)
	Image quality modes	RAW, RAW & JPEG (Extra fine, Fine, Standard), JPEG (Extra fine, Fine, Standard)
	Picture Effect	Posterization (Color), Posterization (B/W), Pop Color, Retro Photo, Partial Color (R/G/B/Y), High Contrast Monochrome, Toy Camera (Normal/Cool/Warm/Green/Magenta), Soft High-key
	Creative Style	Standard, Vivid, Neutral, Clear, Deep, Light, Portrait, Landscape, Sunset, Night Scene, Autumn leaves, Black & White, Sepia, Style Box (1-6), (Contrast [-3 to +3 steps], Saturation [-3 to +3 steps], Sharpness [-5 to +5 steps])
	Picture Profile	Yes (Off / PPI-PPI0) Parameters: Black level, Gamma (Movie, Still, Cine1-4, ITU709, ITU709 [800%], S-Log2, S-Log3, HLG, HLG1-3), Black Gamma, Knee, Color Mode, Saturation, Color Phase, Color Depth, Detail, Copy, Reset
	Dynamic range functions	Off, Dynamic Range Optimizer (Auto/Level [1-5])
	Color space	sRGB standard (with sYCC gamut) and Adobe RGB standard compatible with TRILUMINOS Color
	14bit RAW	Yes
	Uncompressed RAW	Yes
Recording system (movie)	Recording format	XAVC S, AVCHD format Ver. 2.0 compliant
	Video compression	XAVC S: MPEG-4 AVC/H.264, AVCHD: MPEG-4 AVC/H.264
	Audio recording format	XAVC S: LPCM 2ch, AVCHD: Dolby Digital (AC-3) 2ch, Dolby Digital Stereo Creator w/YCC standard (1 x 2 color when connected via HDMI cable) compatible with TRILUMINOS Color
	Color space	sRGB standard (1 x 2 color when connected via HDMI cable) compatible with TRILUMINOS Color
	Picture Effect	Posterization (Color), Posterization (B/W), Pop Color, Retro Photo, Partial Color (R/G/B/Y), High Contrast Monochrome, Toy Camera (Normal/Cool/Warm/Green/Magenta), Soft High-key
	Creative Style	Standard, Vivid, Neutral, Clear, Deep, Light, Portrait, Landscape, Sunset, Night Scene, Autumn leaves, Black & White, Sepia, Style Box (1-6), (Contrast [-3 to +3 steps], Saturation [-3 to +3 steps], Sharpness [-5 to +5 steps])
	Picture Profile	Yes (Off / PPI-PPI0) Parameters: Black level, Gamma (Movie, Still, Cine1-4, ITU709, ITU709 [800%], S-Log2, S-Log3, HLG, HLG1-3), Black Gamma, Knee, Color Mode, Saturation, Color Phase, Color Depth, Detail, Copy, Reset
	Image size	NTSC XAVC S 4K: 3840 × 2160 (30p, 100M), 3840 × 2160 (24p, 100M), 3840 × 2160 (30p, 60M), 3840 × 2160 (24p, 60M) XAVC S HD: 1920 × 1080 (120p, 100M), 1920 × 1080 (120p, 60M), 1920 × 1080 (60p, 50M), 1920 × 1080 (30p, 50M), 1920 × 1080 (24p, 50M), 1920 × 1080 (60p, 25M), 1920 × 1080 (30p, 16M) AVCHD: 1920 × 1080 (60i, 24M, FX), 1920 × 1080 (60i, 17M, FH)
		PAL XAVC S 4K: 3840 × 2160 (25p, 100M), 3840 × 2160 (25p, 60M) XAVC S HD: 1920 × 1080 (100p, 100M), 1920 × 1080 (100p, 60M), 1920 × 1080 (50p, 50M), 1920 × 1080 (25p, 50M), 1920 × 1080 (50p, 25M), 1920 × 1080 (25p, 16M) AVCHD: 1920 × 1080 (50i, 24M, FX), 1920 × 1080 (50i, 17M, FH)
	Slow & Quick Motion (S&Q) / Image frame rate	NTSC mode: 11ps, 21ps, 41ps, 81ps, 151ps, 301ps, 601ps, 1201ps PAL mode: 11ps, 21ps, 31ps, 61ps, 121ps, 251ps, 501ps, 1001ps
	Slow & Quick Motion (S&Q) / Image size	NTSC mode: 1920x1080 (60p, 30p, 24p), PAL mode: 1920x1080 (50p, 25p)
	Movie functions	Audio Level Display, Audio Rec Level, PAL/NTSC Selector, Proxy Recording (1280 × 720 (Approx. 9Mbps), TC/UB (TC Preset/UB Preset/TC Format/TC Run/TC Make/UB Time Rec), Auto Slow Shutter, REC Control, Clean HDMI Info. (ON/OFF selectable), Gamma Disp. Assist
	HDMI output	3840 × 2160 (25p), 1920 × 1080 (50p), 1920 × 1080 (50p), 1920 × 1080 (24p), 1920 × 1080 (60p), 1920 × 1080 (60i), 3840 × 2160 (30p), 3840 × 2160 (24p), YCbCr 4:2:2 8bit / RGB 8bit
Recording system	Location Information Link From Smartphone	Yes
	Media	SD memory card, SDHC memory card (UHS-I/II compliant), SDXC memory card (UHS-I/II compliant), microSD memory card, microSDHC memory card, microSDXC memory card
	Memory card slot	SLOT1: SD / SLO2: Slot for SD (UHS-I/II compliant) memory card
	Recording mode on 2 memory cards	Simult. Rec (Still), Simult. Rec (Movie), Simult. Rec (Still/Movie), Sort (JPEG/RAW), Sort (Still/Movie), Auto Switch Media (On/Off), Copy
Noise reduction	Noise reduction	Long exposure NR: On/Off, available at shutter speeds longer than 1 sec. High ISO NR: Normal/Low/Off
	Multi Frame NR	-
White balance	Modes	Auto / Daylight / Shade / Cloudy / Incandescent / Fluorescent (Warm White / Cool White / Day White / Daylight) / Flash / Underwater / Color Temperature (2500 to 9900K) & color filter (G7 to M7 (S7-step), A7 to B7 (29-step)) / Custom
	AWB micro adjustment	Yes (G7 to M7, S7-step) / A7 to B7, 29-step)
	Priority Set in AWB	Yes
	Shutter AWB Lock	Yes (Shut. Halfway Down/ Cont. Shooting/ Off)
	Bracketing	3 frames, H/L selectable
Focus	Focus type	Fast Hybrid AF (phase-detection AF/contrast-detection AF)
	Focus sensor	Exmor R CMOS sensor
	Focus point	35mm full frame: 567 points (phase-detection AF), APS-C mode with full frame lens: 325 points (phase-detection AF), with APS-C lens: 247 points (phase-detection AF) / 425 points (contrast-detection AF)
	Focus sensitivity range	EV-3 to EV20 (ISO100 equivalent with F2.0 lens attached)
	Focus mode	AF-A (Automatic AF), AF-S (Single-shot AF), AF-C (Continuous AF), DMF (Direct Manual Focus), Manual Focus
	Focus area	Wide (567 points (phase-detection AF), 425 points (contrast-detection AF)) / Zone / Center / Flexible Spot (S/M/L) / Expanded Flexible Spot/ Tracking (Wide / Zone / Center / Flexible Spot (S/M/L)/Expanded Flexible Spot)
	Other features	Eye-start AF (only with LA-EA2 or LA-EA4 attached (Sold separately)), Tracking, Eye AF [Still] Human (Right/Left Eye Select) / Animal, [Movie] Human (Right/Left Eye Select), AF micro adjustment, Predictive control, Focus lock, AF Track Sens, SwtL/H AF Area, AF Area Regist., Circ. of Focus Point
	AF illuminator	Yes (with Built-in LED type) Approx. 0.3m / approx. 3.0m (with FE 28-70mm F3.5-5.6 OSS attached)
	Focus Type with LA-EA1 or LA-EA3 (Sold separately)	Phase-detection
Exposure	Metering type	1200-zone evaluative metering
	Metering sensor	Exmor R CMOS sensor
	Metering sensitivity range	EV-3 to EV20 (at ISO100 equivalent with F2.0 lens attached)
	Metering mode	Multi-segment, Center-weighted, Spot, Spot Standard/Large, Entire Screen Avg., Highlight
	Exposure compensation	+/- 5.0EV (1/3 EV, 1/2 EV steps selectable) (with exposure compensation dial: +/- 3EV (1/3 EV steps))
	Exposure bracketing	Bracket: Cont., Bracket: Single, 3/5/9 frames selectable. With 3 or 5 frames, in 1/3, 1/2, 2/3, 1.0, 2.0, or 3.0 EV increments, with 9 frames, in 1/3, 1/2, 2/3, or 1.0 EV increments.
	AE Lock	Locked when shutter button is pressed halfway. Available with AE lock button. (On/Off/Auto)
	Exposure modes	AUTO (Auto), Programmed AE (P), Aperture priority (A), Shutter-speed priority (S), Manual (M), Movie (Programmed AE [P] / Aperture priority (A) / Shutter-speed priority (S) / Manual (M)), Slow & Quick Motion (Programmed AE [P] / Aperture priority (A) / Shutter-speed priority (S) / Manual (M))
	ISO sensitivity (Recommended Exposure Index)	Still images: ISO 100-32000 (ISO numbers up from ISO 50 to ISO 102400 can be set as expanded ISO range.), AUTO (ISO 100-12800, selectable lower limit and upper limit), Movies: ISO 100-32000 equivalent, AUTO (ISO 100-12800, selectable lower limit and upper limit)
	Anti-flicker shoot.	Yes
Viewfinder	Viewfinder type	1.3 cm (0.5 type) electronic viewfinder (color), UXGA OLED Tru-Finder
	Number of dots	5 760 000 dots
	Brightness control	Auto/Manual (5 steps between -2 and +2)

*1 With compatible Sony external flash *2 With compatible external flash *3 Varies according to shooting conditions or memory card used *4 Images shot in Pixel Shift Multi Shooting mode can be processed using Imaging Edge desktop software. Maximum flash-sync speed is limited to 1/8 second. *5 Supports Micro USB compatible device *6 (Configuration method/Access method) WPS or manually /Infrastructure mode. When connecting to smartphones, the camera can always work as a base without a wireless access point. (Security: WEP/WPA-PSK/WPA2-PSK) Models sold in some countries/regions support IEEE 802.11b/g/n (2.4GHz) wireless LAN only. *7 Sony accessories for the Accessory Shoe can be attached. *8 The LCD screen is turned on, shot once every 30 seconds, operate zoom alternately between W and T ends, flash strobe once every two times, turn power off and on once every ten times.

*9 Indication recording time, which is defined by repeating the cycle: Power on, start recording, zoom, stand-by and power off.

<http://www.sony.net/digitalimaging/>

Trademarks & Remarks

• **α**, **α**, **Exmor**, **Exmor R**, **BIONZ X**, **BRAVIA**, **SteadyShot**, **InfoLithium**, **Tru-Finder**, **PlayMemories Home**, **PlayMemories Mobile**, **PlayMemories Camera Apps**, **x.v.Color**, **TRILUMINOS**, **TRILUMINOS Color**, **TRILUMINOS Display** and **XAVC S** are trademarks or registered trademarks of Sony Corporation. • **Xperia** is a trademark of Sony Mobile Communications AB. • **AVCHD** and **AVCHD Progressive** are trademarks of Panasonic Corporation and Sony Corporation. • The SD Logo, SDHC Logo and SDXC are trademarks of Panasonic Corporation and Sony Corporation. • The terms HDMI and HDMI High-Definition Multimedia Interface, and the HDMI Logo are trademarks or registered trademarks of HDMI Licensing Administrator, Inc. in the United States and other countries. • The Wi-Fi Protected Setup Identifier Mark is a mark of the Wi-Fi Alliance. • The Bluetooth word mark and logos are registered trademarks owned by Bluetooth SIG, INC. • **N-Mark** is a registered trademark of the NFC Forum. • **Dolby** is a trademark of Dolby Laboratories. • **WhiteMagic** is a trademark of Japan Display Inc. • **App Store** is a service mark of Apple Inc. • **Android**, **Google Play** and **Google Play logo** are trademarks or registered trademarks of Google Inc. • **iPhone** and **iPad** are trademarks of Apple Inc., registered in the U.S. and other countries. • All other company and product names mentioned herein are used for identification purposes only and may be the trademarks or registered trademarks of their respective owners. • **InfoLithium** is a lithium battery pack which can exchange data with compatible electronic equipment about its energy consumption. • **Sony** recommends that you use the battery pack with electronic equipment bearing the **InfoLithium** mark. • **Screen displays** and effects used to illustrate some functions are simulated. • **For use of other companies' services and software**, 1) other conditions for use may be applied. 2) updating of services and software may be stopped/terminated without prior notice. 3) the contents of services and software may be changed without prior notice. 4) other registrations or payments of other fees may be required.

Specifications and features are subject to change without notice. Product availability varies depending on market.

Viewfinder	Color temperature control	Manual (5 steps)
	Field coverage	100%
	Magnification	Approx. 0.78 x (with 50mm lens at infinity, -1m ⁻¹)
	Dioptric adjustment	-4.0 to +3.0m ⁻¹
	Eye point	Approx. 23mm from the eyepiece lens, 18.5mm from the eyepiece frame at -1m ⁻¹ (CIPA standard)
	Finder Frame Rate selection	NTSC mode: STD 60fps / HI 120fps, PAL mode: STD 50fps / HI 100fps
	Display Contents	Graphic Display, Display All Info., No Disp. Info., Digital Level Gauge, Histogram
LCD Screen	Type	7.5cm (3.0-type) type TFT
	Number of dots (total)	1,440,000 dots
	Touch panel	Yes
	Brightness control	Manual (5 steps between -2 and +2), Sunny Weather mode
	Adjustable angle	Up by approx. 107 degrees, Down by approx. 41 degrees
	Display Selector (FINDER/LCD)	Yes (Auto/Manual)
	Real-time image-adjustment display	On/Off
	Quick Navi	Yes
	Focus magnifier	Yes (35mm full frame: 5.0x, 11.9x APS-C: 3.9x, 7.8x)
	Zebra	Yes (selectable level + range or lower limit as custom setting)
	Peaking MF	Yes (Level setting: High/Mid/Low/Off, Color: Red/Yellow/Blue/White)
	Others	WhiteMagic™, Grid Line (Rule of 3rds, Grid/Square Grid/Diag. + Square Grid/Off), Movie Marker (Center/Aspect/Safety Zone/Guideframe)
	Display Contents	Graphic Display, Display All Info, No Disp. Info, Digital Level Gauge, Histogram, For viewfinder, Monitor Off
Other features	PlayMemories Camera Apps	-
	Clear Image Zoom	Still images: Approx. 2x Movies: Approx. 1.5x (4K), Approx. 2x (HD)
	Digital zoom	Smart zoom (Still images): 35mm full frame: M: approx 1.5x, S: approx 2x / APS-C: M: approx 1.3x, S: approx 2x Digital zoom (Still images): 35mm full frame: L: approx 4x, M: approx 6.1x, S: approx 8x / APS-C: L: approx 4x, M: approx 5.3x, S: approx 8x
	Face detection	Digital zoom (Movie): 35mm full frame: approx 4x / APS-C: approx 4x Modes: Face Priority in AF (On/Off), Face Priority in Multi Metering (On/Off), Regist. Face Priority (On/Off), Face registration, Max. number of detectable: 8 faces
	Others	Interval Recording, Touch Focus: Yes (Touch Focus/Touch Pad/Touch Tracking), ISO AUTO Min. SS, Bright Monitoring, Copyright Info, Set File Name, Save/Import Settings, FTP Transfer Func., Help guide, Area Setting, Shop Front Mode, Video Light Mode, Zoom Ring Rotate
Shutter	Type	Electronically-controlled, vertical-traverse, focal-plane type
	Shutter speed	Still images: 1/8000 to 30 sec., Bulb, Movies: 1/8000 to 1/4 (1/3 steps), up to 1/60 in AUTO mode (up to 1/30 in Auto slow shutter mode)
	Flash sync. Speed	1/250 sec. ⁻¹
	Electronic Front Shutter Curtain	Yes (ON/OFF)
	Silent Shooting	Yes (ON/OFF)
SteadyShot INSIDE (image stabilization)	Type	Image Sensor-Shift mechanism with 5-axis compensation (Compensation depends on lens specifications)
	Compensation effect	5.5 stops (based on CIPA standard). Pitch/yaw shake only. With Planar T* FE 50mm F1.4 ZA lens mounted. Long exposure NR off.
Flash	Control	Pre-flash TTL
	Flash compensation	+/- 3.0 EV (switchable between 1/3 and 1/2 EV steps)
	Flash bracketing	3/5/9 frames selectable. With 3 or 5 frames, in 1/3, 1/2, 2/3, 1.0, 2.0, 3.0 EV increments, with 9 frames, in 1/3, 1/2, 2/3, 1.0 EV increments.
	Flash modes	Flash off, Auto/flash, Fill-flash, Slow Sync., Rear Sync., Red-eye reduction (on/off selectable), Wireless ¹⁾ , Hi-speed sync. ²⁾
	External flash	Sony α System Flash compatible with Multi Interface Shoe, attach the shoe adaptor for flash compatible with Auto-lock accessory shoe
	FE level lock	Yes
	Wireless control	Yes (Light signal: Available with Fill-flash, Slow Sync., Hi-speed sync. /Radio signal: Available with Fill-flash, Rear Sync., Slow Sync., Hi-speed sync.)
Drive	Drive modes	Single Shooting, Continuous shooting (Hi-/Hi-/Mid/Low selectable), Self-timer, Self-timer (Cont.), Bracket: Single, Bracket: Cont., White Balance bracket, DRO bracket
	Speed (approx., max.)	Continuous shooting: Hi-: max. 10 fps, Hi: max. 8 fps, Mid: max. 6fps, Lo: max. 3 fps ³⁾
	No. of frame recordable ³⁾ (approx.)	JPEG Extra fine L: 68 frames, JPEG Fine L: 68 frames, RAW: 68 frames, RAW & JPEG: 68 frames, RAW (Uncompressed): 30 frames, RAW (Uncompressed) & JPEG: 30 frames
	Self-timer	10 sec. delay/5 sec. delay/2 sec. delay/continuous self-timer (3 frames after 10 sec. delay/5 frames after 10 sec. delay/3 frames after 5 sec. delay/5 frames after 5 sec. delay/3 frames after 2 sec. delay/5 frames after 2 sec. delay)/Bracketing self-timer (Off/2 sec. delay/5 sec. delay/10sec. delay)
	Pixel Shift Multi Shooting	Yes (4/16 image composite) ⁴⁾
Playback	Photo Capture	Yes
	Modes	Single (with or without shooting information Y RGB histogram & highlight/shadow warning), 9/25-frame index view, Enlarged display mode (L: 23.8x, M: 15.6x, S: 11.9x), Auto Review (10/5/2 sec. Off), Image orientation (Auto/Manual/Off selectable), Slideshow, Folder selection (Date/ Still/ AVCHD/XAVC S HD/XAVC S 4K), Forward/Rewind (movie), Delete, Protect, Rating, Display as group
Interface	PC interface	Mass-storage, MTP, PC remote
	Multi / Micro USB Terminal	Yes ⁵⁾
	USB Type-C™ Terminal	Yes (SuperSpeed USB (USB 3.2 Gen1) compatible)
	NFC™	Yes (NFC Forum Type 3 Tag compatible), One-touch remote, One-touch sharing
	Wireless LAN (built-in)	Wi-Fi Compatible, IEEE 802.11a/b/g/n/ac (2.4GHz band/5GHz band) ⁶⁾ , View on Smartphone, Remote control via Smartphone, Send to Computer, View on TV
	Bluetooth®	Yes (Bluetooth Standard Ver. 4.1 [2.4GHz band])
	HD output	HDMI micro connector (Type-D), BRAVIA Sync (Control for HDMI), PhotoTV HD, 4K movie output/4K still image PB
	Multi Interface Shoe	Yes (with Digital Audio Interface) ⁷⁾
	Mic terminal	Yes (3.5 mm Stereo minijack)
	Sync. terminal	Yes
	Remote Control	Yes (IR remote control/Bluetooth® remote control)
	Headphone terminal	Yes (3.5 mm Stereo minijack)
	Vertical grip connector	Yes
	PC remote	Yes
	LAN terminal	-
Audio	Microphone	Built-in, stereo
	Speaker	Built-in, monaural
Print	Compatible standards	Exif Print, Print Image Matching III, DPOF setting
Custom function	Type	Custom key settings, Programmable Setting (Body 3 sets /memory card 4 sets), My Menu, My Dial Settings, Reg Cust Shoot Set
Lens compensation	Setting	Peripheral Shading, Chromatic Aberration, Distortion
Power	Supplied battery	One rechargeable battery pack NP-FZ100
	Still images	Approx. 530 shots (Viewfinder) / approx. 670 shots (LCD monitor) (CIPA standard) ⁸⁾
	Movies (actual recording)	Approx. 90 min (Viewfinder) / Approx. 105 min (LCD monitor) (CIPA standard) ⁸⁾
	Movies (continuous recording)	Approx. 160 min (Viewfinder) / Approx. 170 min (LCD monitor) (CIPA standard) ⁸⁾
	Internal battery charge	Yes (Available with Multi/Micro USB Terminal or USB Type-C Terminal)
	Power consumption With viewfinder	Still images: approx. 3.7W (with FE 28-70mm F3.5-5.6 OSS lens attached), Movies: approx. 6.2W (with FE 28-70mm F3.5-5.6 OSS lens attached)
	Power consumption With LCD screen	Still images: approx. 2.9W (with FE 28-70mm F3.5-5.6 OSS lens attached), Movies: approx. 5.8W (with FE 28-70mm F3.5-5.6 OSS lens attached)
	USB power supply	Yes (Available with Multi/Micro USB Terminal or USB Type-C Terminal)
Other	Operating temperature	32 - 104 degrees F / 0 - 40 degrees C
Size & Weight	Dimensions (W x H x D) (Approx.)	Approx. 128.9mm x 96.4mm x 77.5mm, Approx. 128.9mm x 96.4mm x 67.3mm (from grip to monitor) / Approx. 5 1/8 x 3 7/8 x 3 1/8 inches, Approx. 5 1/8 x 3 7/8 x 2 3/4 inches (from grip to monitor)
	Weight	Approx. 578 g / approx 1lb 7.5 oz (with battery and SD card)
What's in the box		Power cord, Rechargeable Battery NP-FZ100, Cable Protector, Battery Charger BC-QZ1, Shoulder strap, Body cap, Accessory shoe cap, Eyepiece cup, USB Type-C™ cable

SONY

α ALPHA

Interchangeable-lens digital camera

α7R IV

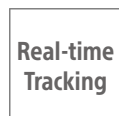

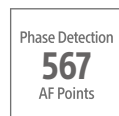
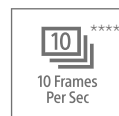
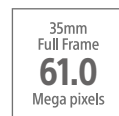



α7R IV

Another Milestone

61.0 effective megapixels, true-to-life gradations, and blazing speed come together in a full-frame mirrorless camera body that is capable of capturing reality you can almost feel. Image quality and expression that were once only possible with medium-format cameras are now available in a compact, lightweight α series full-frame body with features, connectivity, and reliability designed to support professional workflows both in the studio and out on location.

Stunning stills and movies with professional reliability and productivity. Another milestone from the leader in mirrorless imaging.



* No. 1 image sensor manufacturer for digital cameras and video recorders. Based on Sony research - April 2018 to March 2019 (Over 50% market share).
** No.1 electronic viewfinder (EVF) device manufacturer for digital still cameras which employ EVF. Based on Sony research - April 2018 to March 2019 (over 50% market share).

*** Connect to an HDR (HLG) compatible Sony TV via a USB cable when displaying HDR (HLG) movies.
**** Up to 10 fps in continuous "Hi+" mode, and up to 8 fps in continuous "Hi" mode. Maximum fps will depend on camera settings. **NEW** in this guide marks an advancement over the α7R III software version 3.0.



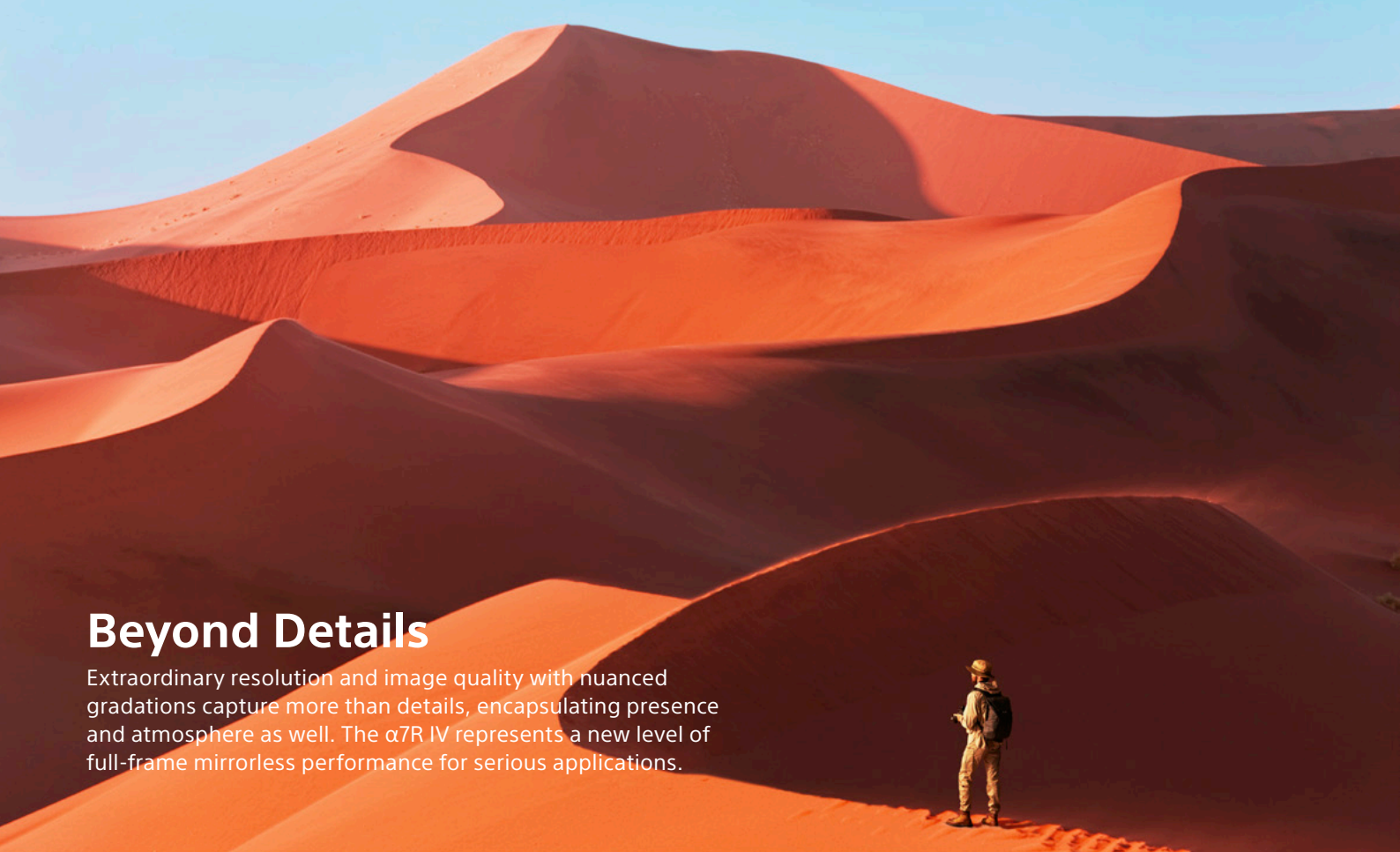








FE 12-24mm F4 G (SEL1224G), 1/0 sec., F5.6, ISO 100, +0.7 EV
Pixel Shift Multi Shooting mode, 16 images composited using Imaging Edge™ desktop applications



Beyond Details

Extraordinary resolution and image quality with nuanced gradations capture more than details, encapsulating presence and atmosphere as well. The α 7R IV represents a new level of full-frame mirrorless performance for serious applications.

A new level of reality

New 61.0-megapixel* Exmor R™ sensor NEW

The α 7R IV features a 35mm full-frame back-illuminated CMOS image sensor with approximately 61.0 million effective pixels, delivering depth and dimension that were once only available in medium-format cameras. Back-illuminated structure and effective noise reduction techniques combine to deliver an extraordinary blend of low noise and high sensitivity for enormous imaging potential.


*Approximately, effective.



BIONZ X™ image processing maximizes sensor potential NEW

Advanced Detail Reproduction Technology and Area-specific Noise Reduction, both features of Sony's BIONZ X image processing engine, have been carefully tuned to maximize the performance of a sensor that offers approximately 1.5 times more resolution than the highly acclaimed α 7R III, achieving extremely fine, realistic reproduction of textures and details. Wide dynamic range is another advantage, with approximately 15-stops* available at low sensitivities for smooth, natural gradations from the deepest shadows to the brightest highlights. Portrait skin tones and the colors of nature are rendered with breathtaking realism.


* Still images, Sony test conditions.



Up to ISO 32000 with undiminished quality

A standard ISO range that extends from ISO 100 up to ISO 32000 and is expandable to ISO 50 ~ ISO 102400 for still images makes it possible to achieve optimum image quality in just about any light. Noise is effectively minimized even at high sensitivities, maintaining excellent image quality even with this sensor's high pixel count.

ISO 3200



16-bit processing and 14-bit RAW output

Image sensor output is processed in 16-bit form by the front-end LSI and BIONZ X processor before being output as compressed or uncompressed 14-bit RAW files that have smoother, more natural gradations for higher overall image quality. 14-bit RAW output is available even when shooting in silent or continuous mode.*

* Limited to 12 bits during compressed RAW continuous shooting, BULB exposure, or when Long Exposure NR is ON.

Optimum sharpness for any subject NEW

The range of sharpness settings available for the Creative Style function has been increased from ± 3 to ± 5 . Increased sharpness can be useful for subjects that benefit from high clarity. Reduced sharpness can produce more flattering portraits.

Sharpness +5




Making the most of 61.0 megapixels

Silent shooting

In addition to the mechanical shutter, the α 7R IV has an electronic shutter* that operates without moving parts for silent, vibration-free shooting. This also makes it easier to elicit maximum performance from the camera's high-resolution sensor.

* Some distortion may occur when shooting fast-moving subjects or if the camera is moved sideways rapidly while using the electronic shutter.



Reliable low-vibration shutter NEW

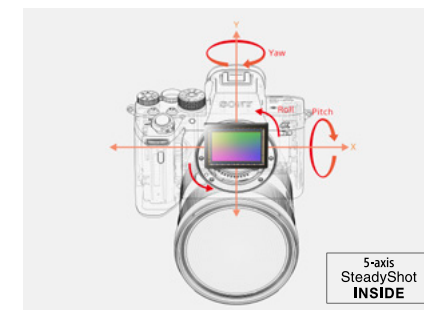
Shutter vibration that can cause blur is reduced to a minimum, even when shooting continuous bursts at up to 10 frames per second, thanks to a new shutter unit with a fast-response coreless motor. The system also includes a brake that subdues mechanical front and rear curtain shutter vibration, and dampers that absorb mechanical shock. Low shutter vibration is critical to achieving full quality from the camera's high-resolution image sensor. The shutter is also quiet, and has been tested for durability in excess of 500,000 shutter cycles.



5-axis image stabilization

A precision stabilization unit and gyro sensors work with refined image stabilization algorithms to achieve up to a 5.5-step* shutter speed advantage that also supports the high-resolution capabilities of the 61.0-megapixel sensor. The live view image is also stabilized while shooting stills, making it easier to frame and focus when using a telephoto or macro lens. In-body image stabilization means that effective stabilization can be achieved with a wide range of lenses. 5-axis image stabilization is effective for movies as well as stills.

* CIPA standards. Pitch/yaw shake only. Planar T* FE 50mm F1.4 ZA lens. Long exposure NR off.




A clearer view

5.76 million-dot UXGA OLED Tru-Finder NEW

The α 7R IV features a new UXGA (Ultra-XGA) OLED Tru-Finder with 5.76 million dots, for outstanding detail, contrast, and brightness. A "High" quality mode provides extra fine viewfinder and monitor displays with minimal moiré and jaggies, for finer detail and a more natural overall view, and a 120/100fps* finder frame rate setting provides a smooth viewfinder image with minimum display motion blur when shooting moving subjects. The eyepiece window is fluorine coated to repel fingerprints and grime, and make it easier to clean.

* NTSC/PAL





A Professional Tool

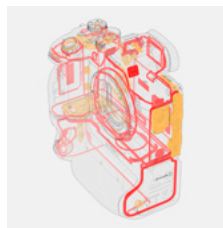
Refined handling and control, reliable operation in challenging environments, and the endurance to keep working for as long as it takes. The α7R IV is a dependable tool that is designed and built to get the job done.

Small, light, rugged, and ready for work

Enhanced dust and moisture resistance* NEW

Dust and moisture resistance have been significantly improved with refinements throughout the body. Additional sealing is provided at all body seams as well as the battery compartment cover, and the media slot now has a double sliding cover rather than the previous hinged cover to keep water out. A redesigned lens lock button and additional cushioning around the mount further contribute to outstanding reliability in challenging outdoor conditions. Importantly, all of this has been accomplished in a body that is about the same size as the α7R III.

* Not guaranteed to be 100% dust and moisture proof.



Improved grip NEW

To minimize stress when shooting for long periods of time and/or with long telephoto lenses, the grip area has been redesigned for greater comfort and surer hold. Ample room is provided for the little finger, and overhang in the middle finger area has been increased.



Designed and built for durability

Body durability has been enhanced by the use of a lightweight, high-rigidity magnesium alloy for the top cover, front cover, internal frame, and rear cover. Attachment points and rigidity at the lens mount are ample too, providing the strength needed for heavy lenses.



Extended endurance

Sony's high-capacity Z batteries and circuitry designed for low power consumption make it possible to shoot up to 670 still images* on a single charge, despite substantial increases in sensor and EVF resolution. For even more uninterrupted operating time, the optional VG-C4EM Vertical Grip holds two NP-FZ100 batteries. The camera can also be powered from an external mobile battery via its USB Type-C™ and Multi/Micro USB connectors.



Dual UHS-II slots NEW

The α7R IV has two media slots that are both compatible with UHS-I and UHS-II SD cards for higher overall capacity and faster read/write speeds. Data can be simultaneously recorded to both cards for backup, RAW/JPEG and stills/movies can be recorded to different cards, or recording can be automatically switched to the second card when the first becomes full.



* When using the LCD monitor. 530 images when using the viewfinder.

When even higher resolution is needed

16-image Pixel Shift Multi Shooting NEW

This feature takes advantage of advanced in-body image stabilization system control, capturing multiple pixel-shifted images that are later composited using a computer to achieve overwhelming resolution in a single image. In addition to 4-image composites, the α7R IV is capable of producing 16-image composites with approximately 240.8 million pixels (19008 x 12672 pixels) from data that is equivalent to approximately 963.2 million pixels. The result is photographs with detail and presence that are simply stunning. Resolution, color, and material textures are astonishingly realistic even when the image is enlarged by more than 100%.

Notes: The Imaging Edge (Remote/Viewer/Edit) desktop application is required for compositing. Image compositing may not be successful if camera or subject movement causes blur. Some restrictions apply to flash and other devices.



Normal single shot (200%)



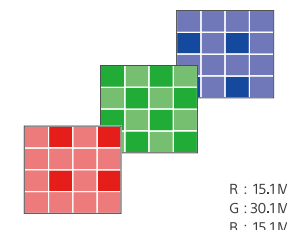
Pixel Shift Multi Shooting after compositing - 4 shots (200%)

Pixel Shift Multi Shooting after compositing - 16 shots (100%)

Accurate RGB for superior color fidelity

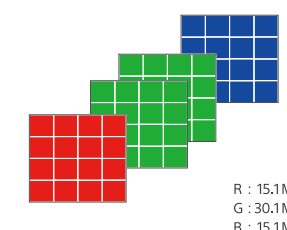
In 4-image composites, each of the sensor's pixels can represent the full range of red, green, and blue values simultaneously. The interpolation that is required with standard one-shot images becomes unnecessary, so the data from the sensor can be directly synthesized to recreate the final colors with minimal moiré or color artifacts. 16-image Pixel Shift Multi shots produce even more accurate RGB data using approximately four times the amount of data (240.8 million pixels) for unprecedented resolution and color reproduction accuracy. The feeling of depth is simply astonishing.

Normal single shot



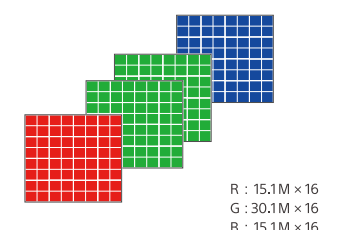
Red, green, and blue (RGB) color information acquired at a 1:2:1 ratio is interpolated to reproduce the full range of colors.

4-image composite



4 images shot in sequence while shifting the image sensor in 1-pixel increments are composited to reproduce the full range of colors with high resolution.

16-image composite



16 images are shot while shifting the sensor in 0.5- and 1-pixel increments. 4x more data than the 4-image process achieves higher resolution and color accuracy plus realistic textures.



Capture with Confidence


Sony's lead in mirrorless imaging can be partly attributed to an uncompromising approach to blending high AF speed and performance with high resolution. A fraction of a second and the resolution needed to crop when necessary can separate the great from the mundane.

Sony's AF leads the way



4D FOCUS – Wide, fast, reliable AF gets the shot NEW

The new image sensor in the α7R IV features 567 phase detection points in a high-density focal plane phase-detection AF system, covering approximately 99.7% of the image area vertically and 74.0% horizontally. High-density focal plane phase-detection works with 425 contrast AF points in a Fast Hybrid AF system that can handle a huge volume of data at high speed, snapping rapidly into focus with just about any subject and situation. Tracking performance has been improved too, despite the significant increase in resolution.



Reliable AF in low light NEW

Advanced AF algorithms contribute to high AF precision down to light levels as low as EV-3* in the AF-S mode. The α7R IV also includes a Focus Priority mode, providing more reliable AF in low light when using smaller apertures. When shooting at a smaller aperture with large studio strobes, for example, the Focus Priority mode uses available light to focus with the aperture open right up until the instant before actual exposure,** making it possible to focus on moving subjects with greater precision. All of this makes AF substantially more precise and reliable in dark scenes.

* ISO 100 equivalent, F2.0 lens.

** AF-C mode only. Operation varies according to the lens used and shooting conditions. When shooting continuously with an aperture of smaller than F11. Focus is fixed at the first frame of the sequence.

Smart subject tracking

Real-time Tracking NEW

Real-time Tracking* is a state-of-the-art feature that employs artificial intelligence to tenaciously track moving subjects when shooting stills or movies. Accurate focus is maintained automatically while the shutter button is half-pressed. The subject to be tracked can also be specified by touching it on the monitor when the Touch Tracking function is engaged. An advanced subject recognition algorithm uses color, pattern (brightness), and subject distance (depth) data to process spatial information in real time. If the subject is a person, AI is used to detect and keep track of the subject's eye and face in real time for extremely high tracking precision. The focus area will seamlessly change between face and eye according to the condition of the subject.

* "Tracking" in the menu. This function does not track animal eyes.

Serious speed

Class-leading speed and high-resolution continuous shooting with accurate AF/AE

An advanced mechanical shutter unit and updated image processing algorithms allow continuous shooting at up to 10 fps* with accurate AF/AE tracking, even with this camera's high-resolution 61.0 effective megapixel sensor. With this type of speed, you won't miss the most photogenic moments and expressions of moving subjects. It is also possible to shoot continuously at up to 8 fps* in live view mode, with minimal viewfinder/monitor display lag for easy, stable framing, even with dynamic subject motion. When using the APS-C crop angle of view you have approximately 26.2 million pixels that can provide extra reach for bird photography, for example.

* Up to 10 fps in continuous "Hi+" mode, and up to 8 fps in continuous "Hi" mode. Maximum fps will depend on camera settings.




FE 600mm F4 GM OSS (SEL600F40GM), 1/1250 sec., F8, ISO 800

61.0 megapixel resolution provides plenty of margin for cropping.

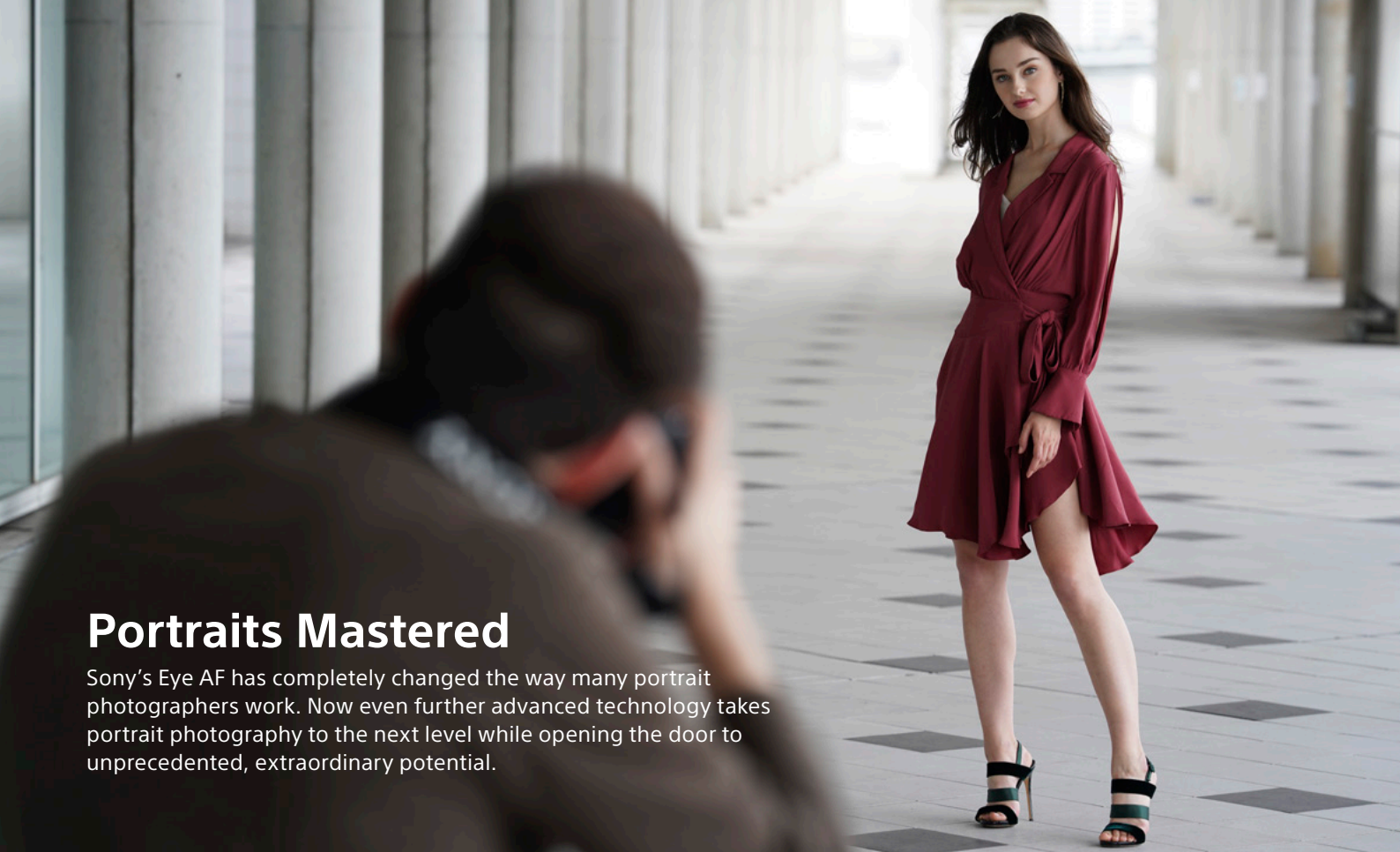


Up to 68 images per continuous burst

Buffer memory has been increased by 1.5x, allowing up to 68* Extra Fine/Fine JPEG or compressed RAW images to be captured in one continuous burst. Approximately 3x more continuous images can be captured in the APS-C mode, so you can shoot continuously with confidence.



* "Hi+" continuous mode with mechanical shutter. UHS-II compatible SDXC memory card. Sony test conditions.



Portraits Mastered

Sony's Eye AF has completely changed the way many portrait photographers work. Now even further advanced technology takes portrait photography to the next level while opening the door to unprecedented, extraordinary potential.

New portrait potential

Another evolution in Real-time Eye AF (Human) **NEW**




FE 85mm F1.4 GM (SEL85F14GM), 1/1000 sec., F2, ISO 200

Real-time Eye AF employs artificial intelligence to detect and process eye data in real time, and track the subject's eye with unprecedented precision. This function can be activated via an assigned custom key, or by simply pressing the AF-ON button or half-pressing the shutter button. When used with the Real-time Tracking function, tracking will continue even if the camera is temporarily unable to locate the subject's eye, so it is easier than ever to shoot dynamic portraits of moving subjects. Response when using a custom key assignment has been improved for even faster shooting.

Reliable tracking in tricky situations



Subject looking down



Indoor shots when the face is dimly lit



Obstacles obscure part of the face (glasses, hands, etc.)

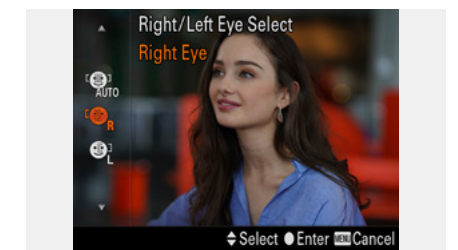
Real-time Eye AF tenaciously tracks the subject's eyes in AF-C mode, even when shooting portraits indoors, when obstacles come between the camera and subject, when the subject is not looking directly at the camera, when the subject is wearing glasses, and more.

* Eye AF may not function as expected in some situations.

Right/Left eye selection **NEW**

In addition to automatic eye selection when using Eye AF, it is also possible to manually preselect the subject's right or left eye. This can be an advantage for portraiture in which the eye to be focused on is predetermined, allowing the photographer to concentrate on composition, lighting, and other details. This function works for both stills and movies.*

* Not available when using Eye AF for animals.



Eye AF takes an evolutionary leap

Real-time Eye AF animal mode* tracks animal eyes

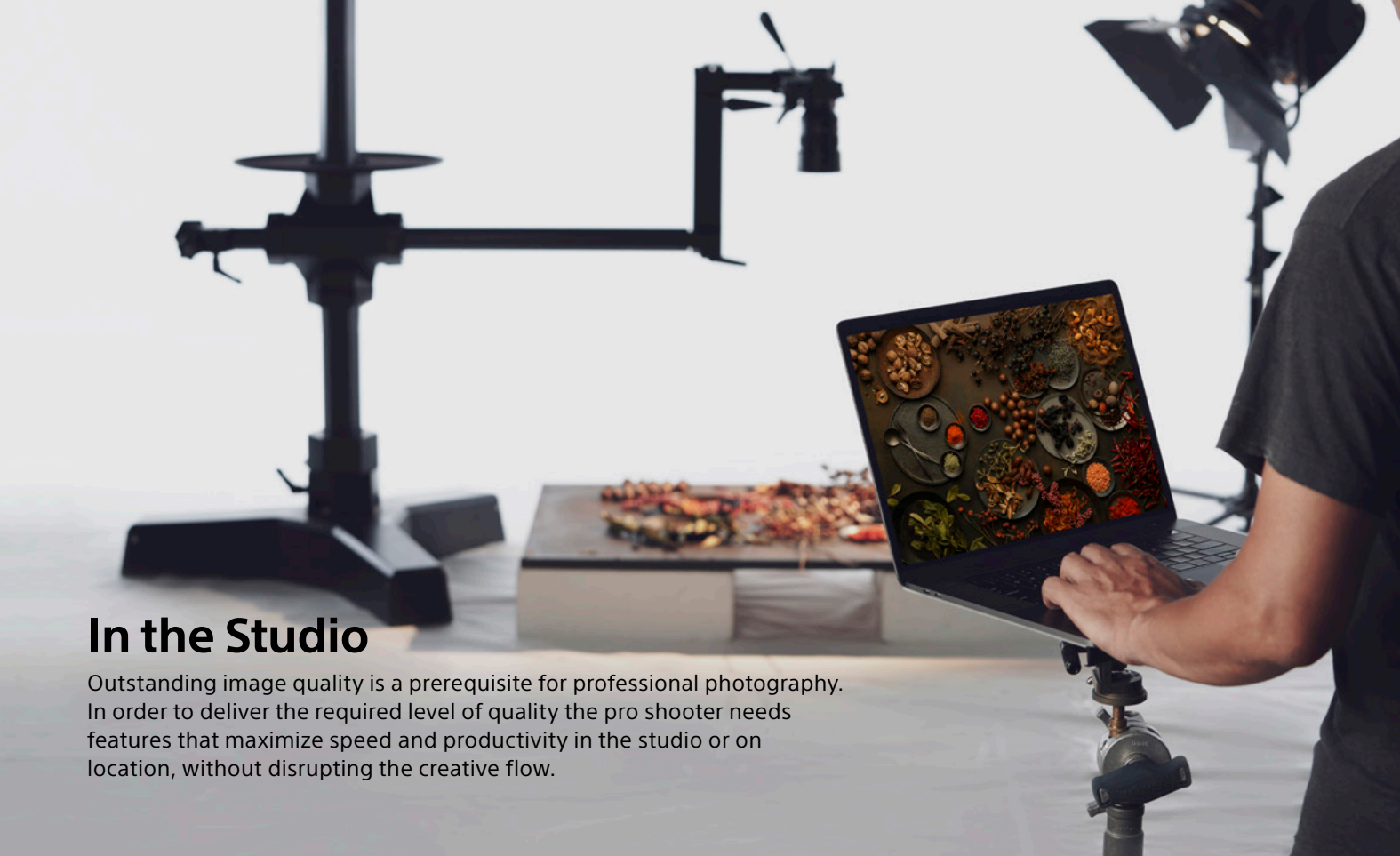


Planar T* FE 50mm F1.4 ZA (SEL50F14Z), 1/400 sec., F2.8, ISO 400

Advanced AI-based subject recognition technology now allows fast, precise, automatic detection and tracking of animal eyes.* This new capability can vastly increase success rates when photographing animals in a variety of settings or pets at home. Real-time Eye AF animal mode can be initiated either by pressing an assigned custom button or by half-pressing the shutter button.**

* Accurate focus may not be achieved with certain subjects in certain situations.

** Stills only. "Animal" mode must be selected via the Face/Eye AF Settings menu before shooting.



In the Studio

Outstanding image quality is a prerequisite for professional photography. In order to deliver the required level of quality the pro shooter needs features that maximize speed and productivity in the studio or on location, without disrupting the creative flow.

Enhanced productivity for the working pro

PC Remote (tethered) shooting, where data is directly transferred to a computer so it can be viewed on a large monitor by staff and clients, is essential for smooth, productive workflow at model and product shoots. The α7R IV offers high-speed wired and wireless tethering capability with a number of file transfer and sorting options for maximum flexibility.

Wireless tethering (PC Remote) NEW

Wireless connectivity and PC Remote shooting let the photographer move around with fewer restrictions for a smoother, more efficient setup and workflow. The ability to connect the camera and computer via 2.4 GHz or 5 GHz* Wi-Fi provides the versatility, reliability, and speed needed to transfer image data to the computer while shooting images in continuous mode. With the camera and computer connected using Sony's Imaging Edge "Remote" software application (Ver. 2.0 or later), it is easier than ever to shoot, change camera settings, and transfer and store still images. In addition to wirelessly connecting the camera directly to the computer, the connection can be made via a wireless access point for compatibility with a variety of network environments.

* Models sold in some countries/regions support IEEE 802.11b/g/n (2.4GHz) wireless LAN only. 5GHz communication may be restricted in some countries and regions.



Fast USB connection NEW

A USB Type-C™ connector that supports fast USB 3.2 Gen 1 data transfer is provided. This makes high-speed PC Remote data transfer available while shooting for smooth handling of large image files. Efficient data handling both at the camera and computer ends of the connection results in transfer speeds approximately 2x faster than the α7R III, for smooth transfer of large uncompressed RAW image files without interrupting the flow of the session.



PC Remote file storage options NEW

During PC Remote shooting, the file storage destination can be set so that images are stored in the camera as well as on the computer. This creates backups while allowing the operator to review images on the camera without having to leave the camera position. This feature has been refined in the α7R IV, so that it is now possible to change the storage destination from either the camera or a computer running the Imaging Edge application while shooting. Another option is to transfer only JPEG files to the computer rather than both the JPEG and RAW files, reducing data volume and allowing transferred images to be checked almost immediately. You can even choose to transfer the original JPEGs or compact 2-megapixel versions for maximum speed.

Accessories for smooth shooting

Studio lighting support

A standard sync terminal is provided for convenient synchronization with studio flash units and other external lighting equipment. Minimal release time lag contributes to smooth, responsive flash photography. Continuous flash shooting at up to 10 fps* offers advanced capture capability. Slow sync and rear curtain sync** can be selected when shooting with wireless off-camera flash for even further enhanced versatility.

* Maximum continuous shooting speed will depend on the flash and shooting settings used.

** Rear curtain sync is not available with optical wireless flash units.



Wireless remote commander support NEW

New RMT-P1BT Wireless Remote Commander using Bluetooth technology is supported. Bluetooth communication is unaffected by obstacles or ambient light, providing greater flexibility and reliability for a variety of shooting situations. Wireless shutter triggering can also reduce vibration and blur.



Powerful software support

Imaging Edge™ applications (Remote/Viewer/Edit) NEW

Elevate your photography with Imaging Edge desktop applications. Use "Remote" to control and monitor shooting live on your PC screen; "Viewer" to quickly preview, rate, and select photos from large image libraries; and "Edit" to develop RAW data into high-quality photos for delivery. Get the best from Sony RAW files, and manage your productions more efficiently.* The Pixel Shift Multi Shooting feature can also be used while the camera and PC are tethered, and the pixel-shifted images can be immediately composited and viewed.

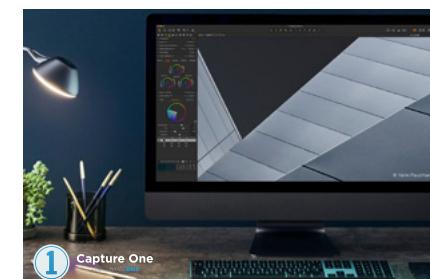
* Refer to the download page for details: <https://www.sony.net/disoft/d/>



Capture One for Sony*

Capture One Express (for Sony) is a free award-winning editing software that provides RAW development, easy management and powerful editing tools. Capture One Pro (for Sony) can be bought for even more editing tools and tethered shooting capability.

* Please contact Phase One regarding all inquiries as to usage and support including functional compatibility of Capture One Express (for Sony) and Capture One Pro (for Sony).





Creative Moviemaking

The α7R IV provides new support for creative moviemaking with improved overall AF performance and Real-time Eye AF. For 4K movies, 6K oversampling delivers an overwhelming sense of depth and detail, while an HLG picture profile facilitates HDR content creation.

Record reality in spectacular 4K

Full pixel readout without binning in Super 35mm mode for high-resolution 4K movies




Full frame and Super 35mm* formats can be selected for 4K movie recording. Full pixel readout in the Super 35mm mode (approx. APS-C 16:9), without the need for pixel binning, makes it possible to condense approximately 2.4 times** the amount of data required for 4K movies (QFHD: 3840 x 2160), resulting in high-resolution, high-detail 4K with minimal moiré and jaggies. Furthermore, the advanced image processing system delivers more accurate skin tones as well as smoother high-light gradations. 4K recording employs the XAVC S*** format at bit rates as high as 100 Mbps.



* Super 35mm 4K recording results in a slightly narrower angle of view
 ** 24p recording. Approx. 1.8 times for 30p recording.
 *** A Class 10 or higher SDHC/SDXC card is required for XAVC S format movie recording. UHS speed class 3 or higher is required for 100 Mbps recording.

2.4 times Information



Let the camera focus while you create

Fast Hybrid AF for movies **NEW**

A refined Fast Hybrid AF system achieves faster, smoother, more stable autofocus during movie recording. Consistent, stable tracking is maintained even if an object temporarily moves in front of the main subject, or a small aperture must be used. This greatly reduces the need for manual focus adjustments when the camera is used on a gimbal, for run-and-gun projects, or in other one-operator shooting situations.

Real-time Eye AF for movies **NEW**

Human eyes can now be automatically identified and precisely tracked while shooting movies, so the operator can concentrate on the content rather than focus. The same Touch Tracking functionality that is provided for stills is also available for movie shooting, easily initiating Real-time Eye AF tracking on a specified eye. Right/left eye selection is available for movies too.

Touch Tracking for movies **NEW**

Touch Tracking is also a boon for movie recording. Touch the subject to be tracked on the monitor, and the Real-time Tracking function will then process color, pattern (brightness), distance (depth), and face information to precisely and smoothly track the selected subject at the specified sensitivity and speed. It is also possible to half-press the shutter button or press the AF ON button while shooting to achieve fast focus (AF-S). This can be an advantage for weddings or documentaries, where there is only one chance to capture a scene. In such cases the focus area selected in advance is applied.



Details that support pro workflows

Multi Interface Shoe with digital audio interface **NEW**

On the α7R IV, Sony's Multi Interface Shoe features a built-in digital audio interface that allows direct connection of the new digital ECM-B1M Shotgun Microphone or XLR-K3M XLR Adaptor Kit for clear, low-noise audio recording. Like other MI shoe accessories, no cables or batteries are required, providing unrestrained freedom for α system moviemaking.



Assignable XAVC S file name prefixes **NEW**

Prefixes can be assigned to movie files as well as still images via the menus. This can make it easy to identify which camera a file was recorded on when using multiple cameras. When multiple memory cards are used, the file numbering method can be set to "sequential" to prevent duplicate file numbers.

Instant HDR workflow

An HLG (Hybrid Log-Gamma)* picture profile that supports an instant HDR workflow is provided. Recorded movies played back on an HDR (HLG) compatible TV will appear true-to-life, with no blocked shadows or blown highlights, and without the need for color grading.

* Connect this product to an HDR (HLG) compatible Sony TV via a USB cable when displaying HDR (HLG) movies.

S-Log3 for wide 14-stop dynamic range

In addition to S-Log2, S-Log3 is available for better gradation from shadows to mid-tones (18% gray), and a dynamic range of up to 14 stops. Both of these S-Log gamma curves provide extra margin for post processing, making it easier to achieve wide dynamic range.

Slow & Quick Motion

Frame rates from 1 fps to 120 (NTSC)/100 (PAL) fps can be selected in eight steps for up to 60x quick motion and 5x slow motion, recordable at up to 50 Mbps with full-HD quality.

Proxy

4K movies and lower-resolution proxy movies can be recorded simultaneously. The smaller proxy files are ideal for quick previewing.

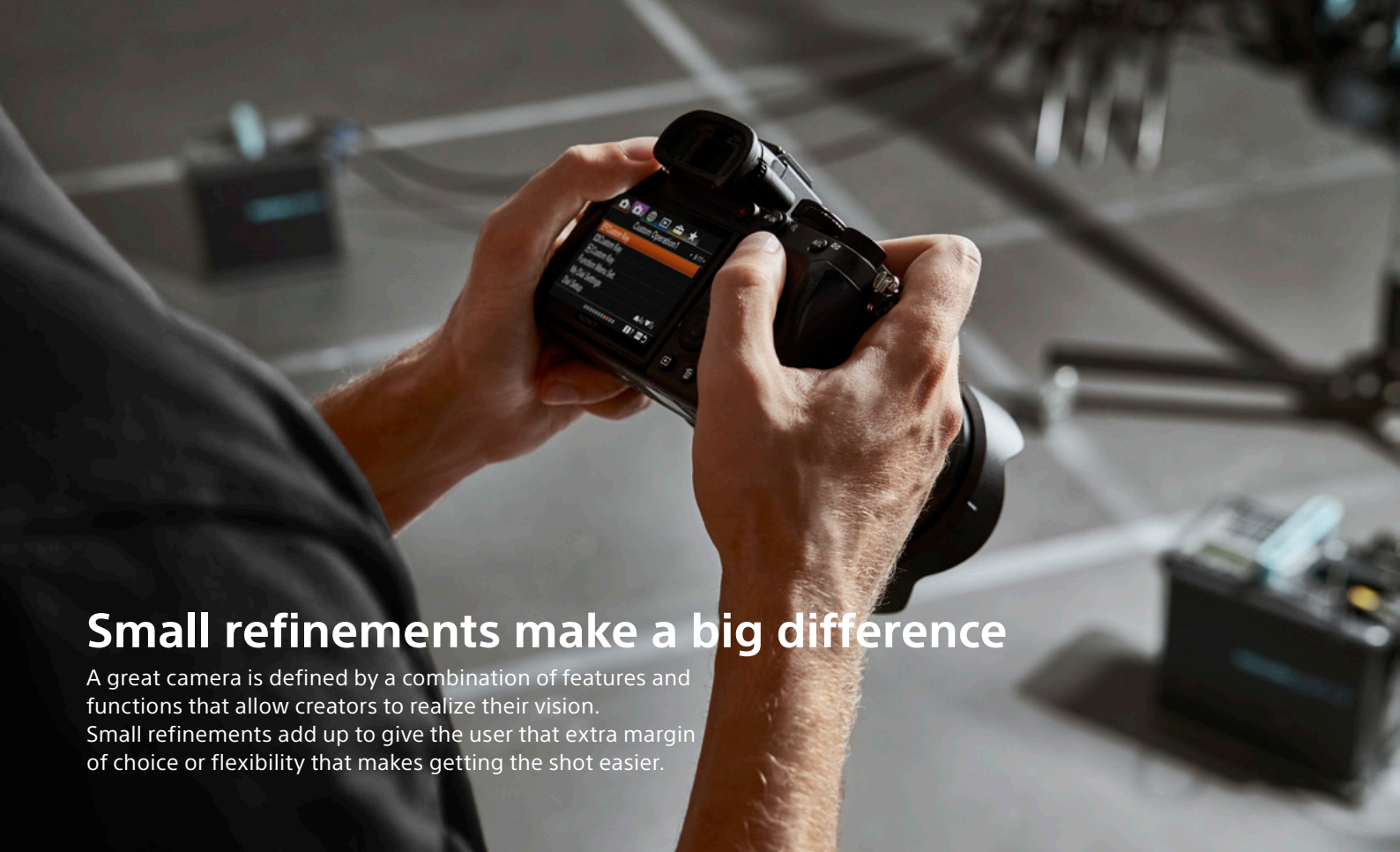
Time-lapse movies document the passing of time

In-camera interval shooting is now possible without the need for additional apps. Depending on the number of pixels, interval sequences can be converted to 4K time-lapse movies.* A variable-speed preview function lets you see how the finished movie will look right on the camera monitor.

* Use the latest versions of the Imaging Edge and PlayMemories Home software.

Other movie features

Picture profiles, Clean HDMI, Time Code/User Bit, REC control, Gamma Display Assist, a Zebra function, and other details provide comprehensive support for advanced video workflows.



Small refinements make a big difference

A great camera is defined by a combination of features and functions that allow creators to realize their vision. Small refinements add up to give the user that extra margin of choice or flexibility that makes getting the shot easier.

Refined focus control boosts productivity

AF-ON button

Press the AF-ON button to activate autofocus when shooting stills or movies. This makes it possible to release the shutter instantly to capture fleeting moments without having to go through the normal half-press focus sequence. The dimensions, feel, and location of the AF-ON button have been revised for smooth, intuitive control.

Multi-selector

The multi-selector provides a fast, efficient way to shift focus points. Simply press the up, down, left, or right button when using the Zone, Flexible Spot, or Expand Flexible Spot focus area mode. A redesigned multi-selector shape and textured surface provide improved grip. Response in all eight directions has also been improved.

3.0 type 1.44 million-dot tilting LCD monitor

This 3.0 type LCD touch screen with 1.44 million dots features high resolution for detailed viewing. WhiteMagic™ technology is included to ensure that LCD viewing is bright and clear even in outdoor conditions. The monitor tilts upwards by a maximum of 107°, and downwards by a maximum of 41° for flexible hold and framing.

Touch Focus

Simply touch the monitor screen to specify the desired focus point for stills or movies. Even subjects near the frame edges can be instantly selected without having to reframe or manually shift the focus point. Double-tap any point for a magnified view of that area when focusing manually.



Exposure compensation dial lock

An exposure dial lock release button newly located at the center of the exposure compensation dial can be locked to prevent accidental, unwanted changes, or unlocked to allow rapid adjustments in varying light conditions.




Touch Pad

The monitor Touch Pad function allows the focus frame to be dragged to any desired point with a fingertip while viewing through the viewfinder. Relative and absolute modes are available, and nine area patterns provide easy operation when viewing with either eye, and when positioning with either hand. Response is approximately 1.5x faster than the α7R III.

Switch Vertical and Horizontal AF Area

Separate or identical focus areas and points can be used for horizontal and vertical camera orientations. The ability to use separate focus areas and points reduces the need to readjust focus when shooting portraits or any subject that requires frequent camera orientation changes.



AF Tracking Sensitivity

The sensitivity with which autofocus will follow subjects that move outside the focus area can be adjusted in 5 steps when shooting stills. Higher sensitivity is best for subjects at varying distances, while lower sensitivities can keep focus on a subject that is briefly obscured by other objects.

Focus area circulation

A new setting allows the focus area to be circulated through the upper, lower, left, and right edges of the frame. This makes it easy to select an appropriate focus area for sports or other situations where the subject frequently moves from one edge to the other.

Selectable focus frame color

The focus frame color can be set to white or red.* Red can improve visibility in situations where subject and focus frame color contrast is low and it is difficult to make out the focus area against the subject.

* The focus frame will appear in magenta if focus cannot be acquired when the shutter button is pressed.

Enhanced peaking

The detection accuracy of the focus peaking function has been improved, and a blue peaking color has been added to the existing red, yellow, and white selections. The new blue peaking color can provide improved visibility with warm-colored subjects.

Custom functions keep the creativity flowing

My Dial

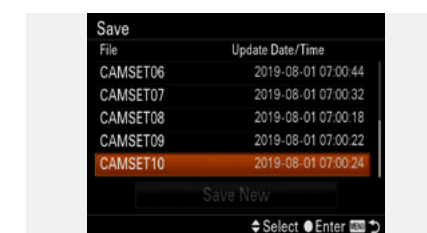
Custom function assignments can now be made to the front/rear dials and the control wheel. By assigning frequently used functions to these dials, they become instantly available for temporary use while a custom button is held. Three sets of custom functions can be assigned for even further versatility.

AF Area Registration

Frequently used focus point settings can be memorized and instantly recalled via custom button assignments. Focus area mode settings can also be memorized and recalled as required for fast, convenient operation.

Expanded camera setting registration

The number of camera settings that can be saved to and read from memory card via the Save/Load Settings function has been greatly increased. Saved settings can be loaded into any camera body of the same type. Up to 10 combinations of settings can be saved to one memory card. It is now also possible to save settings to the Imaging Edge Mobile application (Ver. 7.2 or later), from where they can be transferred to a separate body of the same type.



Smooth menu access

The My Menu feature allows up to 30 items to be registered to a user menu for instant recall. Normal menu navigation is easier too: the front dial or Fn button selects menu tabs, the rear dial selects sub-tabs, and the control wheel selects individual menu items. Separate Fn button functions can be assigned for the still and movie modes. Illustrated custom menu items make it easy to identify the functions assigned to each control.



Flexible exposure and white balance control

AWB lock **NEW**

Auto white balance can now be locked or unlocked on the fly while shooting, to set white balance to match one of several light sources in mixed lighting situations. In an environment with mixed artificial and natural window light, for example, you might want to ensure that white balance matches the artificial indoor light.

1200-segment live-view exposure analysis

The live view image is divided into 1,200 segments for detailed analysis of subject color and lighting. The use of focus information to ensure consistent AE control is another innovation that can reduce variations in image brightness in varying situations.

Exposure standard adjustment

The standard exposure value can be adjusted from -1 to +1 stop in 1/6 stop increments. This setting can be made separately for each metering mode.

Anti-flicker shooting*

Flicker from fluorescent lights and other artificial lighting can ruin still images if it and the shutter timing are out of sync. The α7R IV automatically detects flicker and adjusts shutter timing to eliminate exposure and color variations, even when shooting continuously at up to 10 fps with AF and AE tracking.

* Only 100 Hz and 120 Hz flicker is detected. Continuous shooting speed may decrease. Anti-flicker shooting is not available during silent shooting, BULB exposure, or movie recording.

Expanded custom white balance control **NEW**

Rather than being fixed at the center of the frame, the measurement area for custom white balance settings can be moved around as required so custom white balance can be set after the image has been composed. Custom white balance acquisition and positioning can also be controlled from the computer during PC Remote shooting.

Comprehensive metering modes

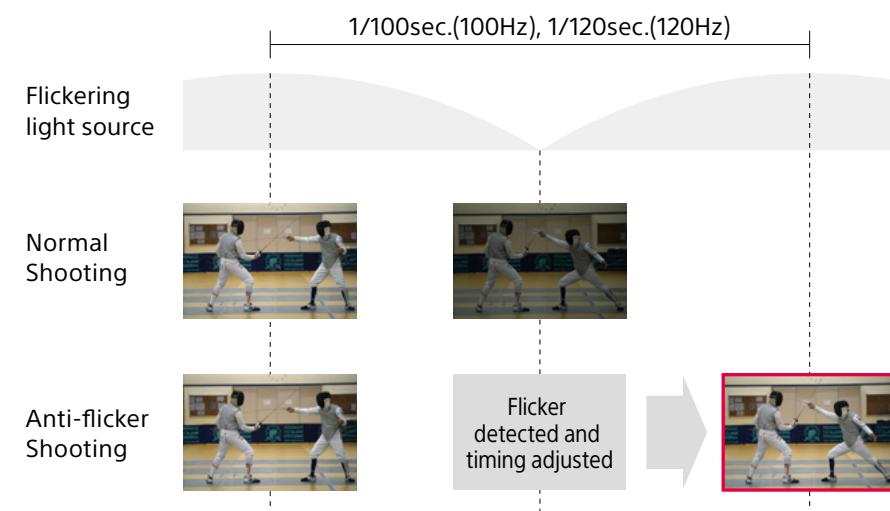
In addition to the Multi, Center, and Spot metering modes, a Highlight mode detects the brightest area in the frame to avoid blown highlights, and an Entire Screen Average mode can provide stable auto exposure through composition changes.

Priority Set in AWB

When white balance is set to Auto and incandescent lamps or similar are the light source, the color tone priority can be set to Standard, Ambience, or White. Ambience priority produces a warm tone, while white priority reproduces accurate whites.

Versatile spot metering

When the Focus Area parameter is set to Flexible Spot or Expand Flexible Spot the metering spot location can be linked to the focus area so that the optimum metering point is maintained automatically. Two spot sizes are available to match a wide range of subjects.



Other file management and shooting functions


10/100 image review jump **NEW**

In addition to scrolling through recorded images one at a time, a new Image Jump setting make it possible to skip ahead by 10 or 100 frames, making it faster and easier to locate a desired image.



Display continuous shooting group

Images shot in continuous mode can be reviewed as groups, and the play index display has been significantly improved. Continuous groups can be deleted or protected in one quick operation to save time on location.




Ratings and protect functions

Ratings of from 1 to 5 stars can be applied to still images right from the camera controls. The rating and protect functions can be set via assigned custom buttons while viewing the review playback display on location or while traveling to save time.



New 4:3 and 1:1 aspect ratios **NEW**

In addition to the previously available 3:2 and 16:9 aspect ratios, it is now also possible to select 4:3 and 1:1 aspect ratios. The availability of these extra in-camera aspect ratios facilitates delivery in a correspondingly wider range of formats, reducing the need for post-shoot cropping and allowing for speedier delivery.

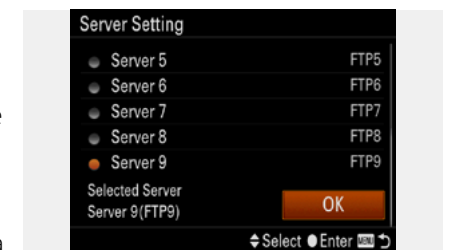


FE 24-70mm F2.8 GM (SEL2470GM), 1/40 sec., F5.6, ISO 200

FTP background transfer **NEW**

This function allows convenient Wi-Fi transfer of still image files to a specified remote FTP server. FTPS (File Transfer Protocol over SSL/TLS) is supported, allowing SSL or TLS data encryption for maximum security. Background FTP file transfer via Wi-Fi is now possible while shooting or reviewing still images. Additional improvements include the ability to specify files for transfer, the ability to specify a file format (JPEG/RAW), and more. The number of FTP servers that can be pre-registered has been increased from three to nine, and it is possible to set up folder configurations on the destination FTP server. 5 GHz* band communication has also been added for more stable, reliable data transfer.** These and other refinements contribute to improved workflow on location.

* Models sold in some countries/regions support IEEE 802.11b/g/n (2.4GHz) wireless LAN only. 5 GHz communication may be restricted in some countries and regions.
** FTP transfer is not available during movie recording.



Essential apps

Smart mobile device pairing



Install the Imaging Edge Mobile app* on your mobile device via Wi-Fi, then touch the device to the camera to connect. Pair the devices using QR code, or use NFC™ on Android devices. Imaging Edge Mobile* can be used to acquire location data, link location data to still images, and correct camera date/time and location settings.

- * Bluetooth connectivity is available with smartphones running (as of April 2019):
- Bluetooth® 4.0 or later



Smartphone file transfer while camera power is off NEW

It is now possible to transfer files from an SD card in the camera via Wi-Fi even if the camera power is OFF. Images to be transferred are selected via the Imaging Edge Mobile application installed on a mobile device.* Movie files can also be transferred in this way.

- * Imaging Edge Mobile Ver. 7.2 or later is required. "Cnct. During power OFF" in the camera's smartphone settings must be turned ON, and the camera and smartphone must be paired using Bluetooth® technology via the Imaging Edge Mobile application.

Number of recordable frames for single media

(Image size L 60M, aspect ratio 3:2)

	16GB	32GB	64GB	128GB
Standard	950	1,900	3,850	7,700
Fine	640	1,250	2,550	5,100
Extra fine	340	680	1,350	2,750
RAW & JPEG (Compressed RAW & JPEG (Fine))	175	355	710	1,400
RAW (Compressed RAW)	245	490	980	1,950
RAW & JPEG (Uncompressed RAW & JPEG (Fine))	100	205	415	830
RAW (Uncompressed RAW)	120	245	495	990

Movie recording time for single media

(Hours:Minutes:Seconds, Proxy off setting)

		16GB	32GB	64GB	128GB
XAVC S 4K	30p 100M/ 25p 100M	0:15:00	0:35:00	1:15:00	2:30:00
	30p 60M/ 25p 60M	0:25:00	0:55:00	2:00:00	4:00:00
	24p 100M	0:15:00	0:35:00	1:15:00	2:30:00
	24p 60M	0:25:00	0:55:00	2:00:00	4:00:00
XAVC S HD	120p 100M/ 100p 100M	0:15:00	0:35:00	1:15:00	2:30:00
	120p 60M/ 100p 60M	0:25:00	0:55:00	2:00:00	4:00:00
	60p 50M/ 50p 50M	0:35:00	1:10:00	2:25:00	5:00:00
	60p 25M/ 50p 25M	1:05:00	2:20:00	4:45:00	9:40:00
AVCHD	30p 50M/ 25p 50M	0:35:00	1:10:00	2:25:00	5:00:00
	30p 16M/ 25p 16M	1:45:00	3:35:00	7:20:00	14:55:00
	24p 50M	0:35:00	1:10:00	2:25:00	5:00:00
	60i 24M (FX)/ 50i 24M (FX)	1:25:00	2:55:00	6:00:00	12:05:00
	60i 17M (FH)/ 50i 17M (FH)	2:00:00	4:05:00	8:15:00	16:35:00

- Recommended memory cards for movie recording in AVCHD/MP4 formats: SD memory card/SDHC memory card/SDXC memory card(Class 4 or more)
- Recommended memory card for movie recording in XAVC S format: SDHC/SDXC memory card of Class 10 or higher
- The numbers in the table show approximate maximum recordable time obtained by totaling all movie files.
- AVCHD movies are automatically divided into separate files up to a maximum of 2GB each.

Controls

- Hook for shoulder strap
- Flash sync terminal
- Speaker
- Microphone jack
- Headphones jack
- HDMI micro jack
- USB Type-C™ terminal
- Charge lamp
- Multi/Micro USB terminal
- Mode dial
- Mode dial lock release button
- Microphone
- Image sensor position mark
- Multi Interface Shoe
- Front dial
- ON/OFF (POWER) switch/Shutter button
- C1 (Custom 1) button
- C2 (Custom 2) button
- Exposure compensation dial
- Exposure compensation dial lock release button
- AF illuminator/Self-timer lamp
- Infrared remote sensor
- Lens release button
- Mount index
- Mount
- Image sensor
- Lens contacts



- Battery cover
- Tripod socket hole
- Eye sensor
- Viewfinder
- Eyepiece cup
- C3 button (Custom button 3)/Protect button
- MENU button
- Playback button
- MOVIE button
- Rear dial
- For shooting: AEL button
For viewing: Image index button
- For shooting: AF-ON button
For viewing: Enlarge button
- Multi-selector
- Viewfinder
- For shooting: Fn (Function) button
For viewing: Send to Smartphone button
- Control wheel
- Access lamp
- For shooting: C4 button (Custom button 4)
For viewing: Delete button
- Diopter-adjustment dial
- Media slot cover
- Hook for shoulder strap
- N mark



An extensive range of α lenses let you realize your full potential



FE 600mm F4 GM OSS (SEL600F40GM)
1/3200sec., F4, ISO 400

NEW



FE 200-600mm F5.6-6.3 G OSS (SEL200600G)
1/5000sec., F6.3, ISO 400

NEW



FE 24mm F1.4 GM (SEL24F14GM)
1.6sec., F8, ISO 100



FE 135mm F1.8 GM (SEL135F18GM)
1/1000sec., F2, ISO 400



FE 35mm F1.8 (SEL35F18F)
1/400sec., F2, ISO 800

NEW

E-mount G Master™



E-mount G Lens™



E-mount ZEISS®



More choices for expressive imagery

Sony's impressive range of A-mount lenses is supported via the LA-EA3 A-Mount to E-Mount lens adaptor. All the advanced features of Sony's latest α series bodies, including Eye AF, are supported for most A-mount lenses.*

* With SSM and SAM lenses only. With the LA-EA3 mount adaptor. Eye AF not supported for movie recording. AF-C can only be used when the "Phase detection" AF system is selected, but focus is fixed at the first frame during continuous shooting in any mode other than "Continuous": Lo* (Hi, Hi, Mid).



Sony | Lens Support Page:
<https://www.sony.net/dics/bodylens/>




Enter the exciting world of Sony α products through α Library, the new photography-themed application for tablets.



Go to Google Play for Android Tablet. For iPad, go to App Store. Then search for "sony α library".

Options for expanded photographic capability



Vertical Grip
VG-C4EM

- Holds two Z Batteries, approximately doubling the number of stills that can be shot continuously.
- The same grip and control access in horizontal and vertical orientations.
- The same enhanced dust/moisture resistance* and magnesium-chassis rigidity as the body.
- Camera power supplied via USB connector.**

Shotgun Microphone
ECM-B1M

- Eight mic capsules and advanced digital signal processing provide three selectable directivity patterns in one microphone.
- Super-directional pickup in a compact body that is only 99.3mm (4 in.) long.
- Connected to the α7R IV via its Multi Interface Shoe with digital audio interface support, audio is directly transferred to the camera in digital form so that the highest possible audio quality is achieved without noise or degradation.
- Designed to suppress mechanical noise.

XLR Adaptor Kit
XLR-K3M

- Connected to the α7R IV via its Multi Interface Shoe with digital audio interface support, audio is directly transferred to the camera in digital form so that the highest possible audio quality is achieved without noise or degradation.
- Two XLR/TRS combo connectors and one 3.5mm stereo mini jack for microphone and line input.
- Flexible mounting and setup with extension cable.
- Can be used without separate power or cables.
- Designed to suppress mechanical noise.
- Comprehensive audio controls make post production easy.




Flash
HVL-F60RM

Multi Battery Adaptor Kit
NPA-MQZ1K

Rechargeable Battery Pack
NP-FZ100

Battery Charger
BC-QZ1



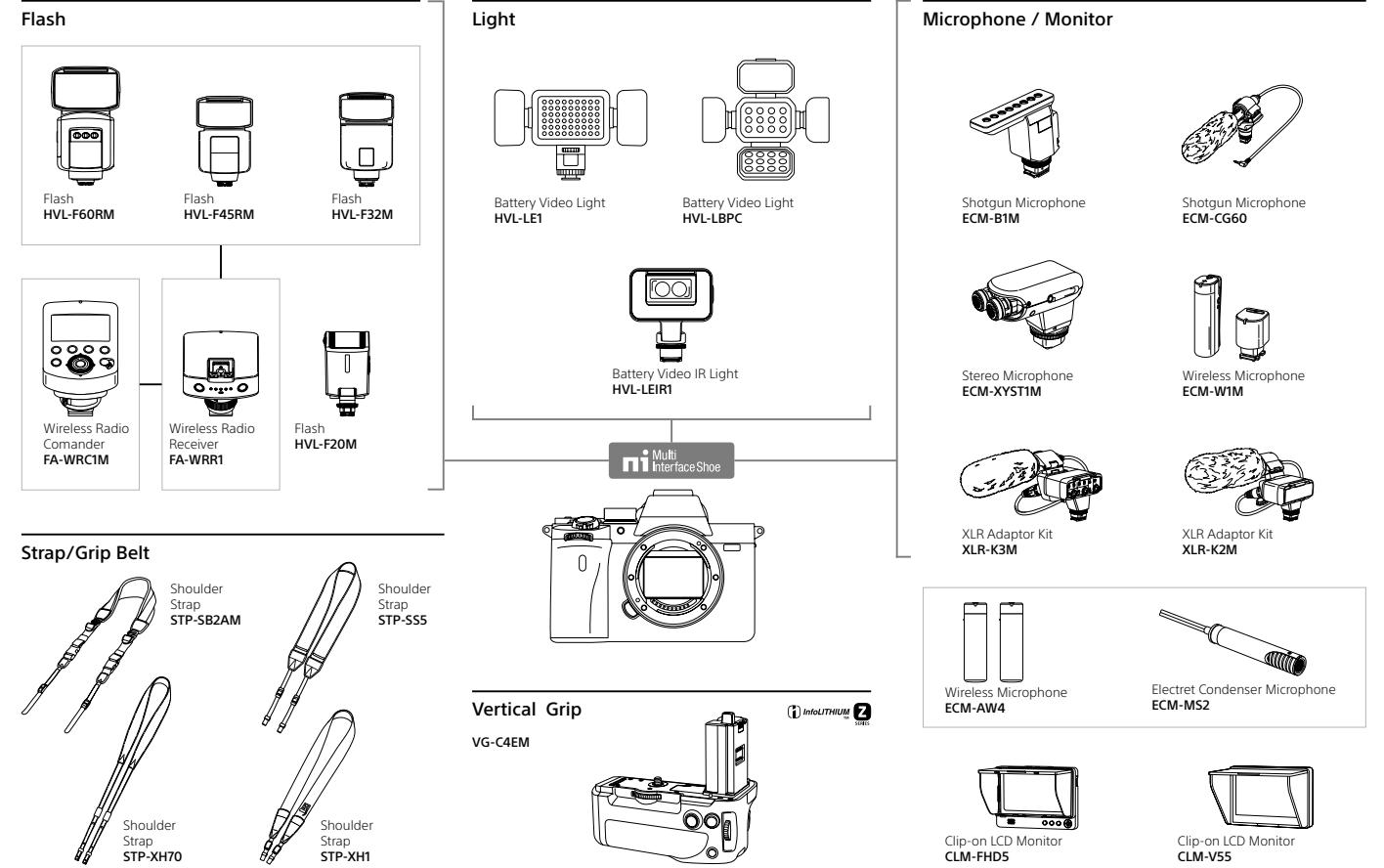
Screen Protect Glass Sheet
PCK-LG1

Eyepiece Cup
FDA-EP18

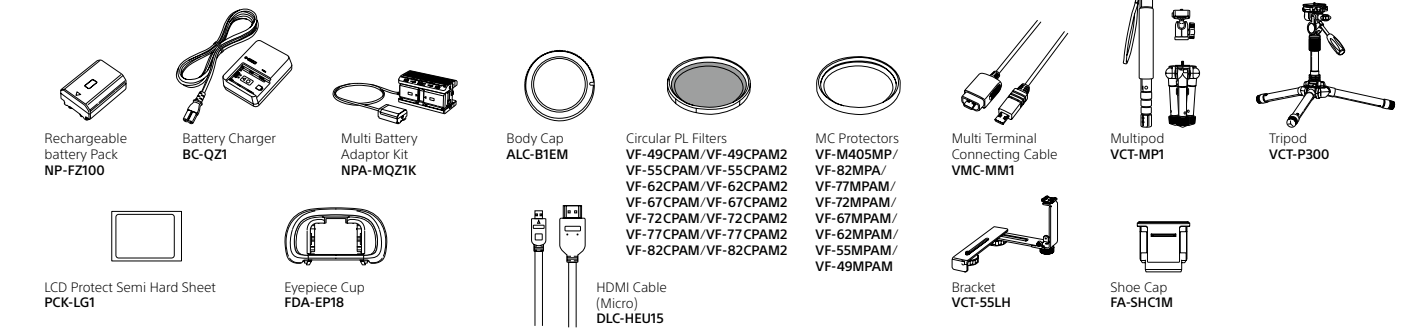
SD Cards
SF-GT Series
(128/64/32GB)

External SSD
SL-C/SL-M series
Available Fall 2019

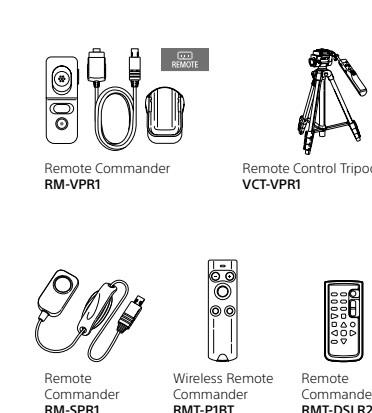
System chart



Power / Other



Tripod / Commander



Case



Sony | Accessory Support Page:
<https://www.sony.net/dics/acc/>

Sony | Photo Gallery:
http://www.sony.net/Products/di_photo_gallery/

Sony | Camera Channel:
<https://www.youtube.com/c/ImagingbySony>