

LP-D Travel Discharger



Part No. 8475-0135 Performance Series Discharger LP-D G Mount
Part No. 8475-0136 Performance Series Discharger LP-D V Mount

Copyright © 2016

All rights reserved

Original Instructions: English

All rights reserved throughout the world. No part of this document may be stored in a retrieval system, transmitted, copied or reproduced in any way, including, but not limited to, photocopy, photograph, magnetic or other record without the prior agreement and permission in writing of the Vitec Group Plc.

Disclaimer

The information contained in this manual is believed to be correct at the time of printing. Vitec Videocom Inc. reserves the right to make the changes to the information or specifications without obligation to notify any person of such revisions or changes. Changes will be incorporated in new versions of the publication.

We are making every effort to ensure that our manuals are updated on a regular basis to reflect changes to the product specifications and features. Should this manual not contain information on the core functionality of your product, please let us know. You may be able to access the latest revision of this manual from our website.

Vitec Videocom Inc. reserves the right to make changes to product design and functionality without notification.

Trademarks

All product trademarks and registered trademarks are the property of The Vitec Group Plc.

All other trademarks and registered trademarks are the property of the respective companies.

Published by:

Vitec Videocom Inc.

Email: technical.publications@vitecgroup.com

- Safety..... 2**
 - Warning Symbols Used in these Instructions 2
 - Intended Use 2
 - Electrical Connection..... 2
 - Operation..... 3
 - Maintenance..... 3
- About this user guide..... 4**
 - Introduction..... 4
 - Important 4
 - Anton/Bauer® Battery Compatibility..... 4
 - Third Party V-Mount Compatibility..... 4
- Technical Specifications..... 5**
 - Physical Data 5
 - Environmental Data..... 5
 - Discharge Times..... 5
- Components and Connections 6**
 - Mini USB Port..... 6
 - Attaching a Battery to the Charger 7
 - To Release the Battery 7
- Operation..... 8**
 - Self-Test 8
 - Discharging 8
 - LED Indicators..... 8
- After Sales Support..... 9**
- Warranty 10**

Important information on the safe installation and operation of this product. Read this information before operating the product. For your personal safety, read these instructions. Do not operate the product if you do not understand how to use it safely. Save these instructions for future reference.

Warning Symbols Used in these Instructions

Safety cautions are included in these instructions. These safety instructions must be followed to avoid possible personal injury and avoid possible damage to the product.



WARNING! Where there is a risk of personal injury or injury to others, comments appear supported by the warning triangle symbol. Where there is a risk of damage to the product, associated equipment, process or surroundings, comments appear supported by the word 'Caution'.



ELECTRIC SHOCK Where there is a risk of electric shock, comments appear supported by the hazardous voltage warning triangle.

Intended Use

Effective 1st April 2016: the Anton/Bauer® LP-D Travel Discharger adheres to the IATA regulations on flying Li-Ion batteries. Li-Ion batteries will be discharged under 30% of their rated capacity to ship them as air cargo. In addition it is no longer permissible to take Li-Ion batteries onto aircrafts as hold luggage.

Electrical Connection



WARNING! Risk of electric shock. Do not remove cover, no user servicable parts inside the product.



WARNING! Risk of electric shock. Always check cables for signs of damage. Damaged cables can cause personal injury and/or damage the equipment.



WARNING! It is the responsibility of the local organisation to ensure that the product is periodically checked for electrical safety in accordance with local regulations.



CAUTION! All data connections to other devices must be made using shielded cables.



CAUTION! Using alternative power sources will invalidate the system EMC liability.



CAUTION! Do not exceed the current output limit of the product when powering auxiliary devices.



WARNING! RISK OF ELECTRICAL SHOCK: Refer servicing to qualified service personnel.



CAUTION! All data connections to other devices must be made using shielded cables.

Operation



WARNING! Special precautions and handling instructions are contained in this user guide and should be strictly adhered to for safe and reliable operation.



WARNING! Never use flammable or combustible materials and solvents around batteries or chargers.



CAUTION! The product should not be used outside the operating temperature limits. Refer to the product technical specifications for the operating limits for the product.



CAUTION! Slots and openings are intended for ventilation purposes to ensure reliable operation of

the product and protect it from overheating. Do not block or cover any slots and openings.



WARNING! Protect the product from water, moisture and dust. The presence of electricity near water can be dangerous.



WARNING! Discharger must not to be exposed to dripping or splashing and not to be used near objects filled with liquids.



WARNING! When cleaning the product, use a soft damp cloth only. Do not wet the exposed metal parts of the charging unit. Do not use solvents, detergents or scouring agents.

Maintenance



WARNING! The fitting of non-approved parts or accessories, or the carrying out of non-approved alterations or servicing can be dangerous and could affect the safety of the product. It may also invalidate the terms and conditions of the product warranty.



RISK OF ELECTRICAL SHOCK: Refer servicing to qualified service personnel

Introduction

Effective 1st April 2016: the Anton/Bauer® LP-D Travel Discharger adheres to the IATA regulations on flying Li-Ion batteries. Li-Ion batteries will be discharged under 30% of their rated capacity to ship them as air cargo. In addition it is no longer permissible to take Li-Ion batteries onto aircrafts as hold luggage.

This user guide covers the safe and reliable operation of the LP-D Travel Discharger.

Important

Special precautions and handling instructions are contained in this user guide and should be strictly adhered to for safe and reliable operation.

Contact Anton/Bauer® Customer Support Group with any questions regarding this product.

Anton/Bauer® Battery Compatibility

Anton/Bauer® LP-D Travel Dischargers are compatible with all Digital Series®, CINE Series®, and most Logic Series® Anton/Bauer® Li-Ion batteries.

For questions on product compatibility please contact the Anton/Bauer® Customer Support Group.

Third Party V-Mount Compatibility

The product will work with products using the SMBus (V-mount) and Anton/Bauer® Communication Standards.

Physical Data



Height

3.6 inches (100.5 mm)



Length

11.81 inches (300.0 mm)



Width

9 inches (228.6 mm)



Weight

3.95 lbs (1.8 kg)

Environmental Data



Operating Temperature Range

-0°C to +40°C lbs (-32°F to +104°F)

Discharge Times

90 Whr 3.0 hours

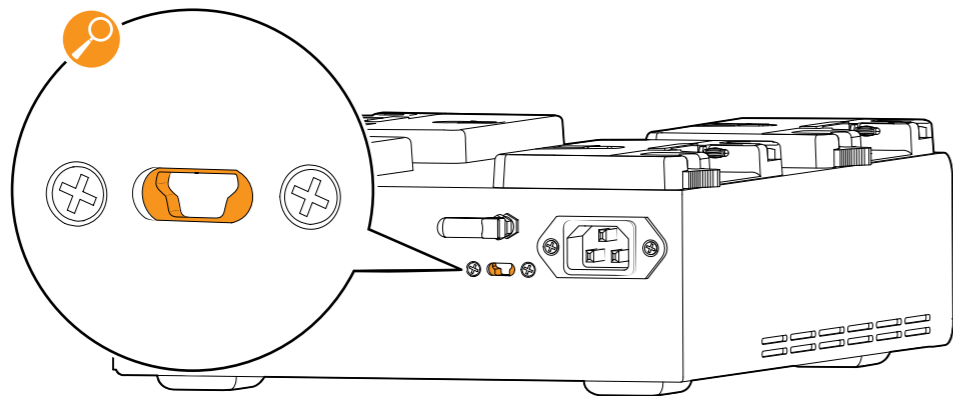
150 Whr 4.3 hours

180 Whr 4.6 hours

Mini USB Port

Located at the back, this port is used to upgrade the firmware of the LP-D Travel Discharger. Additionally, if IATA regulations change, an Anton/Bauer® PC Application can update the desired discharge threshold.

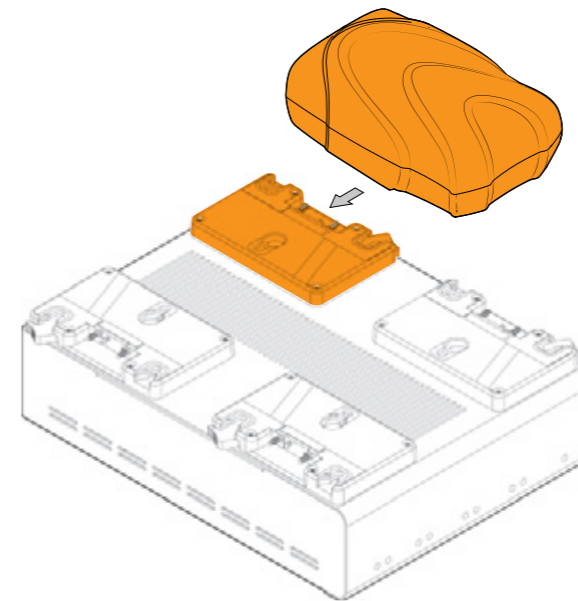
For more information, please contact the Anton/Bauer® Customer Support Group.



Attaching a Battery to the Discharger

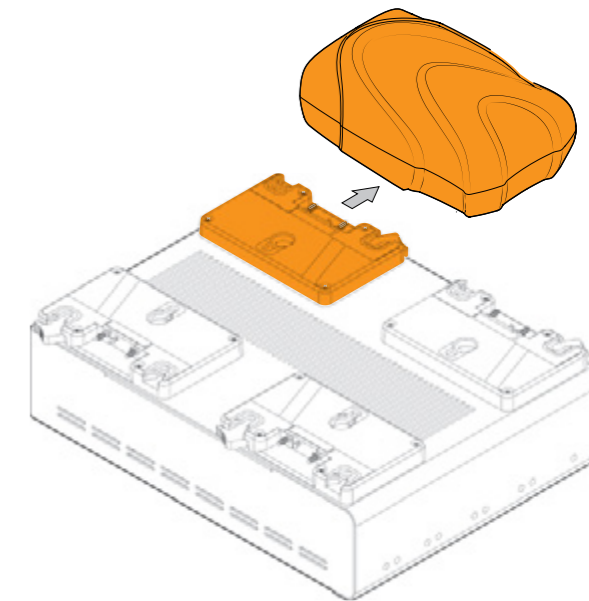
To attach a battery to either the Gold Mount or V-Mount adaptor on the discharger:

1. Slide the battery onto the adaptor, ensuring the Gold Mount T-stud or V-Mount are aligned in the corresponding slots.
2. The battery is fully engaged when the latch makes an audible "click".



To Release the Battery

1. Depress the latch and hold.
2. Slide the battery off the connector.



Self-Test

Upon attaching a battery, the discharger will initiate a brief self-test mode. Self-test mode is complete when the charger LED indicates battery information on the position being used.






Discharging

As with all Anton/Bauer® chargers, discharging with a LP-D Travel Discharger is fully automatic. Mount any applicable battery to any open position on the discharger and the LP-D Travel Discharger will automatically determine the appropriate discharge routine and execute it.

When both LEDs are off, the battery discharge is complete and the battery is safe for travel. The discharger remains on, powered by the batteries until all batteries are removed, so some batteries may be lower than others. This operation is normal.

LED Indicators

The LP-D Travel Dischargers comes standard with LED indicators. The LED indicators are used to convey information about the current discharge status of the batteries.

LED	Description
	Alternating Red and Green: Evaluate
	Flashing Red: Discharge
	Off: Discharge Complete
	Solid Red: Hold  If persistent, please contact the Anton/Bauer® Customer Support Group.



At Vitec Videocom we take great pride in the quality of our products and we also recognize that your experience with our products will be even more positive and productive with strong, effective support to back them up.

Vitec Videocom's Service Centers are there to provide technical support for customers and partners, via telephone or email. For more information, including complete contact details, please go to: vitecvideocom.com/aftersales



Warranty

This warranty for the product specified in this document ("Product") is given by Vitec Videocom, Inc. ("Anton/Bauer®"), 14 Progress Drive, Shelton, Connecticut 06484. If you (the purchaser of the Product from Anton/Bauer®, or the person for whom the Product was purchased, if it was a gift) have any questions regarding Product applications, Product specification, or to obtain warranty service on this or any Anton/Bauer® product, contact the company at the address above.

THIS PRODUCT MUST BE REGISTERED WITH ANTON/BAUER® WITHIN 30 DAYS OF PURCHASE TO ASSURE WARRANTY COVERAGE. REGISTER ONLINE AT: www.antonbauer.com

Anton/Bauer® will warranty the Product only against defects in material and workmanship for the period as follows from the date of purchase, in accordance with the terms set forth below, and then, only if the product has exclusively been used with compatible batteries.

If this Discharger is returned to Anton/Bauer® for warranty service it may be required that you provide model names and serial numbers of compatible batteries with which this product was used.

MAXX II Warranty 24 months: Anton/Bauer® will repair or replace the Product at Anton/Bauer® option and cost.

This warranty shall be effective only if Anton/Bauer® receives notice of such defects in materials or workmanship during the period of the warranty. The liability of Anton/Bauer® hereunder is expressly limited to a claim for repair or replacement of the Product or as otherwise stated herein at Anton/Bauer® sole discretion.

Notice of any claim under this warranty shall be delivered to Anton/Bauer® during the period of the warranty and the Product shall be returned with its packaging promptly, at your expense, to an Anton/Bauer® Customer Support Center or to the address above. Upon receipt of the Product and a record of your compliance with the conditions of this warranty, Anton/Bauer® will repair or replace the Product and return it to you, or issue a credit, as applicable. You are responsible for all shipping and handling charges to and from authorized facility.

THIS WARRANTY DOES NOT APPLY TO AND IS VOID IN THE CASE OF DEFECTS OR DAMAGE RESULTING FROM ACCIDENTS, DISASTER, NEGLIGENCE, MISUSE, IMPROPER INSTALLATION, IMPROPER OR UNAUTHORIZED SERVICE OR MAINTENANCE, UNAUTHORIZED REPLACEMENT PARTS OR ATTACHMENTS; OR DYSFUNCTION OR MALFUNCTION OF, OR CAUSED BY, ANY OTHER PRODUCT OR DEVICE.

Misuse includes any use of the Product in other than its intended application, including the use of this Product with any charging device or accessory not manufactured by and/or specified by Anton/Bauer®. This warranty does not cover, and Anton/Bauer® assumes no responsibility for, any equipment or devices used in conjunction with the Product.

ANTON/BAUER® DISCLAIMS ANY LIABILITY FOR INCIDENTAL OR CONSEQUENTIAL DAMAGES FOR BREACH OF ANY WRITTEN OR IMPLIED WARRANTY OF THE PRODUCT. UNDER NO CIRCUMSTANCES WILL ANTON/BAUER® BE RESPONSIBLE FOR ANY SPECIAL, INCIDENTAL OR CONSEQUENTIAL DAMAGES.

This Warranty is to be construed and enforced in accordance with the law of the State of Connecticut, including the provisions of the Uniform Commercial Code as adopted and from time to time amended in the State of Connecticut, and not the Convention for the International Sale of Goods.

This choice of Connecticut law is exclusive of any Connecticut law that would require reliance on any law foreign to Connecticut.

Should any action of law or in equity be brought by any person under this Warranty, such action shall be brought only in the United States District Court for the District of Connecticut, or in any Superior Court in Fairfield County, Connecticut, USA.

Some states do not allow limitations on how long a warranty lasts, so the time period limitation herein may not apply to you. Some states do not allow the exclusion or limitation of incidental or consequential damages, so the above limitation or exclusion may not apply to you.

This warranty gives you specific legal rights and you may have other legal rights which may vary from state to state.

Use of unauthorized equipment in conjunction with Anton/Bauer® products constitutes misuse under our warranties and may limit or void those warranties.

Anton/Bauer® does not authorize, condone, recommend, or otherwise assume any liability or responsibility resulting from the use of any battery, charger, or accessory made by Anton/Bauer® with any battery, charger or accessory not manufactured, produced or sold by Anton/Bauer®.

Anton/Bauer® only authorizes the use of original Anton/Bauer® products with this Product.

Use only original Anton/Bauer® equipment with this Product.

