



Manfrotto

LIGHTING
SUPPORT SOLUTIONS



Manfrotto mission

The question.

What supports do I need to take the perfect photo?

PA

IMAGING SUPPORT

With more than 38 years of tradition,

Manfrotto has been building the world's widest range system of products for the imaging world.

Manfrotto mission is to offer professional support solutions aimed at the photographic, video and live entertainment market, supporting your imaging passion.

Innovative, stylish and user-friendly design, high quality materials and manufacturing processes, solid, reliable, iconic, patented and unique products that no other brand can offer.

Every product in our range is designed in collaboration with professional users in order to provide a perfect combination of key features such as load capacity, size, stability, transportability, interchangeability.

Manfrotto: complete professional imaging support solutions inspired and crafted by Italian creativity.

USER FRIENDLY
PASSIONATE
ASSIONATE ECONOMIC
MAESTRO WIFACTOR
USER FRIENDLY
CONSISTENTLY
WOW FACTOR
PASSIONATE

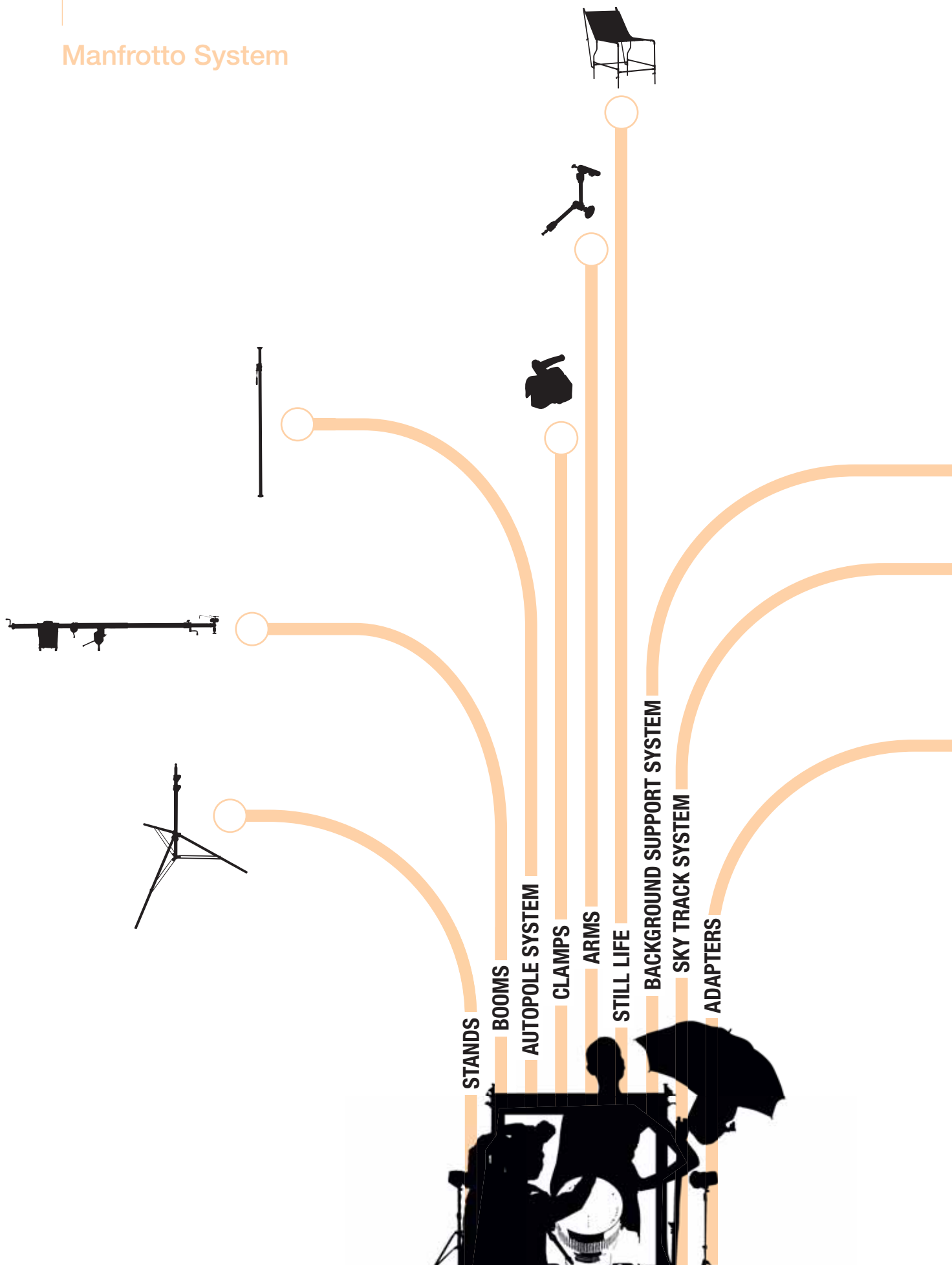
The answer.

Manfrotto.

Complete professional imaging support system inspired and crafted by Italian creativity.



Manfrotto System



Manfrotto offers the widest and most professional choice of lighting support solutions to serve the photographic, broadcast and entertainment industries. The company's unrivalled experience combines revolutionary concepts and innovative design with advanced production technology, ensuring quality products that are unmatched for performance and value.

Every studio and location requirement, from lighting support and control to suspension, answered by Manfrotto's comprehensive range of Stands, Clamps, Arms, Lighting Booms, Autopole® System, Background Support Systems, Sky Track System, Still Life Tables.

Safety is a priority for Manfrotto: all equipment is designed to meet international regulations such as DIN 15560, TÜV, CE and ISO standards. Examples of safety features include cranks that cannot accidentally unwind, captive lock-off knobs, rust proof dachromatic treated sockets, high efficiency wheel brake shoes, rock-solid stand locking collars which ensure all-weather operation and first class quality components in steel, stainless steel, aluminium tube and die cast aluminium.

Manfrotto assures a fast and effective after-sales support, including availability of spare parts for all of our products.



Contents

8	STANDS
48	LIGHTING BOOMS & BOOM STANDS
58	AUTOPOLE SYSTEM
64	CLAMPS
84	ARMS
94	STILL LIFE
104	BACKGROUND SUPPORT SYSTEM
112	SKY TRACK SYSTEM
130	ADAPTERS
140	INDEX

Stands



Manfrotto's range of stands consists of several product families which differ in design and materials depending both on the applications they are intended for and on the light type they have to support. These supports can be distinguished by the materials they are made of and two tubing technologies: electric welded aluminium and steel. Special attention has been paid to multiple technical solutions like pneumatic damping and levelling legs, making these stands unique. The existing versions allow for extensions between 21cm and 550cm, with payloads between 1.5kg and 200kg.





A stronger and more ergonomic handle gives you a big hand while securing stands into the operating position.



Just a click away from your baby. Push on the new locking device and detach one stand, prompt for usage.



Anti-rotation 3/8" top screw fixing, plus 1/4" adapter for matching any requirement.

Excellent protection against corrosion and wear is ensured by aluminium anodisation.

Versions featuring air cushioning for preventing damage to the lighting fixture during column retraction.



A new bi-injection casting provides the photographer with a better ergonomic grip.





MINI BACKLITE BASE
FEMALE ATTACHMENT **003MF**

The hole at the end of each leg enables the user to nail the stand to the floor, hang it on a wall or fix it to the ceiling.



8cm



40cm



0.5kg



10kg



Type 1



MINI BACKLITE BASE
MALE ATTACHMENT **003M**

Same as 003MF but with 16mm male attachment (Type 33).



9.7cm



40cm



0.52kg



10kg



Type 33



BACKLITE BASE **003**

Fold away base.



9cm



60cm



1kg



15kg



Type 1 + Spigot Art.013



BLACK STEEL
BACKLITE STAND **012B**

Black steel base with detachable aluminium column. 2 sections, 1 riser. Ø: 22, 19mm. Solid flat legs: 20 x 5mm. A versatile stand allowing fixtures to mount on the ground or on the included pole for extra height.



9cm



85cm



48cm



60cm



1.32kg



Pole type 18
+ type 19



3kg



Base type 1
+ Spigot Art.013



BLACK ALU NANO STAND **001B**

Aluminium stand. 5 sections, 4 risers. Ø: 25, 22, 19, 16, 13mm. Solid flat legs 15x5mm. An ideal stand for kits due to its compact design.



9cm



60cm



1kg



15kg



Type 1 + Spigot Art.013



BLACK ALU LOW
MINI PRO STAND **156BLB**

Aluminium stand. 4 sections, 3 risers. Ø: 25, 22, 19, 16mm. Leg Ø: 16mm. Perfect for background lights.



40cm



123cm



40cm



45cm



0.62kg



1.5kg



Type 19
+ Adapter Art.015



BLACK ALU AIR CUSHIONED MINI COMPACT STAND 1051BAC

Aluminium stand, air cushioned. 4 sections, 3 risers.
 Ø: 25, 22, 19, 16mm. Leg Ø: 19mm.

- 75cm
- 211cm
- 67cm
- 70cm
- 1kg
- 4kg
- Type 19
+ Adapter Art. 015

BLACK ALU AIR CUSHIONED MINI COMPACT STAND IN 3-PACK 1051BAC-3

Not illustrated

Same as 1051BAC, available in 3-pack.



BLACK ALU POLE FOR BACKLITE STAND 1122B

2 section (Ø 22, 19mm) aluminium pole.
 Minimum height: 47cm. Maximum height: 74,5cm.

- 0,34kg
- Top type 18
- Bottom type 19



Material alternatives are crucial to provide high performance and light weight.

Adapto® is the new material specifically developed by Manfrotto for both collars and spider castings of the 1051BAC MINI COMPACT STAND and the 1052BAC COMPACT STAND.

Adapto® is a special technical polymer that is comparable to aluminum in strength, but is 50% lighter. Adapto® is an ideal material for photo imaging equipment as it has superb resistance to extreme temperatures and will not corrode or oxidize. Additionally, Adapto® is an excellent vibration absorption material, making our equipment the ultimate in vibration free shots.

New Adapto® collars are made from a single locking component, ensuring better performance and easier maintenance.



BLACK ALU AIR CUSHIONED COMPACT STAND 1052BAC

Aluminium stand, air cushioned. 3 sections, 2 risers.
 Ø: 25, 22, 19mm. Leg Ø: 19mm.

- 101cm
- 237cm
- 86cm
- 109cm
- 1.2kg
- 5kg
- Type 19
+ Adapter Art. 015

BLACK ALU AIR CUSHIONED COMPACT STAND 1052BAC-3

Not illustrated

Same as 1052BAC, available in 3-pack.



BLACK ALU AIR CUSHIONED MASTER STAND 1004BAC

Aluminium stand, air cushioned. 4 sections, 3 risers.
 Ø: 35, 30, 25, 20mm. Leg Ø: 22mm.

- 124cm
- 366cm
- 107cm
- 106cm
- 2.15kg
- 9kg
- Type 19
+ Adapter Art. 015

BLACK ALU AIR CUSHIONED MINI MASTER STAND IN 3-PACK 1004BAC-3

Not illustrated

Same as 1004BAC, available in 3-pack.



BLACK ALU BABY STAND EXTENSION 1099B

3 section (Ø 25, 22, 19mm) aluminium extension.
 Minimum height: 90cm. Maximum height: 223cm.

- 0,7kg
- Top type 19
- Bottom type 1



BLACK ALU AIR CUSHIONED RANKER STAND 1005BAC

Aluminium stand, air cushioned. 3 sections, 2 risers.
 Ø: 35, 30, 25, 20mm. Leg Ø: 22mm.

- 118cm
- 273cm
- 100cm
- 106cm
- 2kg
- 10kg
- Type 3
+ Spigot Art. 013


BLACK ALU AIR CUSHIONED MINI RANKER STAND IN 3-PACK 1005BAC-3

Not illustrated

Same as 1005BAC, available in 3-pack.



28mm die cast aluminium socket together with a 16mm stud.



Double braced legs for better stability, resistance and safety.



All versions feature levelling leg for better stability.



All stands in the series can be equipped with wheels either braked wheels.



BLACK ALU STAND 008BU

Black aluminium stand. 2 sections, 1 riser.
 Ø: 35, 30mm. Leg Ø: 22mm. 1 levelling leg.

131cm	212cm	112cm	118cm	4.2kg
15kg	3kg@212cm	Type 14	109, 110, 110G	



STEEL JUNIOR STAND 008CSU











Chrome plated steel stand. 2 sections, 1 riser.
 Ø: 35, 30mm. Leg Ø: 22mm. 1 levelling leg.

132cm	216cm	116cm	118cm	6.4kg
30kg	18kg@216cm	Type 14	110, 110G	



**BLACK ALU
SENIOR STAND 007BU AC**











Aluminium stand. 3 sections, 2 risers.
Ø: 35, 30, 25mm. Leg Ø: 22mm. 1 levelling leg.

				
124cm	315cm	122cm	118cm	3kg
				
12kg	2.5kg@315cm	Type 14	109, 110, 110G	



**BLACK STEEL
SENIOR STAND 007BSU**










Black chrome plated steel stand. 3 sections, 2 risers.
Ø: 35, 30, 25mm. Leg Ø: 22mm. 1 levelling leg.

				
124cm	315cm	122cm	118cm	3kg
				
12kg	2.5kg@315cm	Type 14	109, 110, 110G	



STEEL SENIOR STAND 007CSU










Chrome plated steel stand. 3 sections, 2 risers.
 Ø: 35, 30, 25mm. Leg Ø: 22mm. 1 levelling leg.

-  124cm
-  325cm
-  122cm
-  118cm
-  7.3kg
-  20kg
-  6.7kg@325cm
-  Type 14
-  109, 110, 110G



BLACK STEEL TALL STAND 111BSU










Black chrome plated steel stand. 3 sections, 2 risers.
 Ø: 35, 30, 25mm. Leg Ø: 22mm. 1 levelling leg.
 The small footprint makes this stand perfect for tight spaces.

-  146cm
-  380cm
-  164cm
-  102cm
-  9kg
-  25kg
-  6kg@380cm
-  Type 14
-  103, 104, 104G



STEEL TALL STAND 111CSU










Chrome plated steel stand. 3 sections, 2 risers.
 Ø: 35, 30, 25mm. Leg Ø: 22mm. 1 levelling leg.
 The small footprint makes this stand perfect for tight spaces.

-  146cm
-  380cm
-  164cm
-  102cm
-  9kg
-  25kg
-  6kg@380cm
-  Type 14
-  103, 104, 104G



BLACK STEEL HEAVY DUTY STAND 126BSU AC

Chrome plated steel stand. 3 sections, 2 risers.
 Ø: 40, 35, 30mm. Leg Ø: 22mm. 1 levelling leg.

-  131cm
-  333cm
-  131cm
-  126cm
-  8.3kg
-  40kg
-  3kg@333cm
-  Type 14
-  109, 110, 110G



STEEL HEAVY DUTY STAND 126CSU AC

Chrome plated steel stand. 3 sections, 2 risers.
 Ø: 40, 35, 30mm. Leg Ø: 22mm. 1 levelling leg.

131cm	333cm	131cm	126cm	8.3kg
40kg	3kg@333cm	Type 14	109, 110, 110G	












BLACK ALU SUPER STAND 269BU

Aluminium stand. 4 sections, 3 risers.
 Ø: 50, 45, 40, 35mm. Leg Ø: 30mm. 1 levelling leg.

144cm	455cm	144cm	174cm	8kg
35kg	6.3kg@455cm	Type 14	103, 104, 104G	

BLACK STEEL SUPER STAND 270BSU










Black chrome plated steel stand. 4 sections, 3 risers.
 Ø: 50, 45, 40, 35mm. Leg Ø: 30mm. 1 levelling leg.
 There is a reason we call this the super stand! Incredible reach of 477cm that can support fixtures up to 40kg.

- | | | | | |
|---|--|---|--|--|
|  144cm |  477cm |  144cm |  174cm |  13.5kg |
|  40kg |  12kg@477cm |  Type 14 |  103, 104, 104G | |



STEEL SUPER STAND 270CSU

Chrome plated steel stand. 4 sections, 3 risers.
 Ø: 50, 45, 40, 35mm. Leg Ø: 30mm. 1 levelling leg.

- | | | | | |
|---|--|---|--|--|
|  144cm |  477cm |  144cm |  174cm |  13.5kg |
|  40kg |  12kg@477cm |  Type 14 |  103, 104, 104G | |



BLACK ALU FOLLOW SPOT STAND 070BU

Black aluminium stand. 2 sections, 1 riser.
 Ø: 50, 40mm. Leg Ø: 30mm. 1 levelling leg. Memory collar included.

88cm	147cm	105cm	109cm	6.3kg
35kg	18kg@147cm	Type 14	103, 104, 104G	



FOLLOW SPOT STAND 070CSU

Chrome plated stand. 2 sections, 1 riser.
 Ø: 50, 40mm. Leg Ø: 30mm. 1 levelling leg. Memory collar included.
 This stand was named for its low height and high payload allowing the lighting technician to easily follow on actor.

88cm	147cm	105cm	109cm	6.8kg
40kg	18kg@147cm	Type 14	103, 104, 104G	



BLACK ALU HIGH SUPER STAND 269HDBU

Aluminium stand. 6 sections, 5 risers.
 Ø: 50, 45, 40, 35, 30, 25mm. Leg Ø: 30mm. 1 levelling leg.



190cm



730cm



173cm



174cm



10kg



10kg



1kg@730cm



Type 14



103, 104, 104G



BLACK ALU STAND EXTENSION 142B

2 section (Ø 35, 30mm) black aluminium extension.
Minimum height: 125cm. Maximum height: 210cm.



2.4kg



Top type 14



Bottom type 37



STEEL HIGH STAND EXTENSION 146CS

3 section (Ø 35, 30, 25mm) chrome steel extension.
Minimum height: 137cm. Maximum height: 314cm.



4.8kg



Top type 14



Bottom type 37



STEEL STAND EXTENSION 142CS

2 section (Ø 35, 30mm) chrome steel extension.
Minimum height: 125cm. Maximum height: 210cm.



3.6kg



Top type 14



Bottom type 37



BLACK ALU HIGH STAND EXTENSION 146B

3 section (Ø 35, 30, 25mm) black aluminium extension.
Minimum height: 137cm. Maximum height: 314cm.



2.8kg



Top type 14



Bottom type 37



Quick action folding legs.



Low profile or an easier and quicker positioning of light fixtures.



Levelling leg.



STEEL COLUMN STAND 231CS

Chrome plated steel post: Ø: 35mm.
 Height of light fixture: from ground level to 250cm.
 Complete with braked wheels. 1 levelling leg.

35cm	250cm	121cm	100cm	8kg
8kg	12kg@250cm	Type 1	+ Spigot Art. 013	











BLACK ALU COLUMN STAND 231B


Black aluminium post: Ø: 35mm.
 Height of light fixture: from ground level to 250cm.
 Complete with braked wheels. 1 levelling leg.

35cm	250cm	121cm	100cm	6.4kg
8kg	2kg@250cm	Type 1	+ Spigot Art. 013	

BLACK ALU STUDIO STAND 298B




Black steel base, silver anodised aluminium sections, complete with wheels. 3 sections, 2 risers. Ø: 35, 30, 25mm. 1 levelling leg.

- | | | | | |
|--|--|--|--|--|
| 
129cm | 
300cm | 
125cm | 
100cm | 
6kg |
| 
15kg | 
5kg@300cm | 
Type 14 | | |











BLACK BABY STUDIO STAND 299B

Black steel base, silver anodised aluminium sections, complete with wheels. 3 sections, 2 risers. Ø: 35, 30, 25mm. 1 levelling leg.

- | | | | | |
|--|--|---|---|--|
| 
108cm | 
272cm | 
105cm | 
75cm | 
4.8kg |
| 
12kg | 
2.2kg@272cm | 
Type 3 + Spigot Art. 013 | | |

STEEL STUDIO STAND 297CS

Black steel base, chrome steel sections, complete with wheels. 2 sections, 1 riser. Ø: 35, 30mm. 1 levelling leg.

- | | | | | |
|--|---|--|--|--|
| 
123cm | 
207cm | 
120cm | 
100cm | 
6.8kg |
| 
20kg | 
12kg@207cm | 
Type 14 | | |



BLACK LARGE BRAKE BASE 297BBASE

1 levelling leg.
Complete with braked wheels.



28cm



52cm



100cm



5.7kg



40kg



Type 14



BLACK LARGE FOOT BASE 297FBASE

1 levelling leg.
Complete with feet.



21cm



52cm



100cm



4.4kg



40kg



Type 14



BLACK SMALL BRAKE BASE 299BBASE

1 levelling leg.
Complete with braked wheels.



28cm



36cm



75cm



4.8kg



40kg



Type 14



BLACK SMALL FOOT BASE 299FBASE

1 levelling leg.
Complete with feet.



21cm



36cm



75cm



3.5kg



40kg



Type 14

Maximum payload up to 80kg at 366cm.

All components inside transmission box are made of carbon-nitrided casehardened steel for improving wear resistance.



Cable transmission is fully inside sections.

Third internal safety cable.


"Safe finger" protection.



Bolts: all wind up stands assembled using bolts instead of rivets for easier maintenance.



Fold away crank handle for avoiding split up during usage and reducing protrusion during storage.



Double braced legs for better stability, resistance and safety.

Footrest for easy access to top section.



All versions feature levelling leg for better stability.



All stands in the series can be equipped with wheels either braked wheels.



Aluminium feet for improved stability and longer durability.



STEEL 3 SECTION LOW BASE WIND UP STAND 087NWL B

Geared centrepost steel stand. 3 sections, 2 risers.
 Ø: 55, 45, 38mm. 1 levelling leg. Fitted with braked wheels.



144cm



276cm



134cm



100cm



16kg



30kg



5.5kg@276cm



Type 14



STEEL 2 SECTION LOW BASE WIND UP STAND 083NWL B

Geared centrepost steel stand. 2 sections, 1 riser.
 Ø: 55, 45mm. 1 levelling leg. Fitted with braked wheels.



129cm



190cm



112cm



100cm



11kg



35kg



2.5kg@190cm












Type 14



STEEL WIND UP STAND 087NW










Chrome steel stand with geared column.
 2 risers extend simultaneously at an elevation of 4.4cm per handle turn.
 Safety cable ensures simultaneous retrieval of all sections.
 3 sections, 2 risers. Ø: 55, 45, 38mm. Leg Ø: 30mm. 1 levelling leg.

-  167cm
-  370cm
-  181cm
-  128cm
-  21.4kg
-  30kg
-  30kg@370cm
-  Type 14
-  104, 104G, 374-10



BLACK STEEL WIND UP STAND 087NWB

Black chrome steel stand with geared column.
 2 risers extend simultaneously at an elevation of 4.4cm per handle turn.
 Safety cable ensures simultaneous retrieval of all sections.
 3 sections, 2 risers. Ø: 55, 45, 38mm. Leg Ø: 30mm. 1 levelling leg.

-  167cm
-  370cm
-  181cm
-  128cm
-  21.4kg
-  30kg
-  30kg@370cm
-  Type 14
-  104, 104G, 374-10





**STEEL SHORT
WIND UP STAND 087NWSH**

Short version of 087NW. 3 sections, 2 risers.
Ø: 55, 45, 38mm. Leg Ø: 30mm. 1 levelling leg.

- | | | | | |
|-------|------------|---------|-------------------|--------|
| | | | | |
| 135cm | 276cm | 155cm | 128cm | 15.5kg |
| | | | | |
| 30kg | 15kg@276cm | Type 14 | 104, 104G, 374-10 | |



**STEEL 2 SECTION
WIND UP STAND 083NW**

Chrome steel stand with geared column. Elevation: 2.2cm per handle turn.
2 sections, 1 riser. Ø: 55, 45mm. Leg Ø: 30mm. 1 levelling leg.

- | | | | | |
|-------|------------|---------|-------------------|------|
| | | | | |
| 139cm | 247cm | 153cm | 128cm | 16kg |
| | | | | |
| 45kg | 30kg@247cm | Type 14 | 104, 104G, 374-10 | |



STAINLESS STEEL SUPER WIND UP STAND 387XU

Heavy lift stand with strengthened stainless steel column and legs, chrome steel risers and geared column.
 3 sections Ø: 70, 60, 50mm.
 2 risers which extended simultaneously at 4.4cm per handle turn.
 Safety cable ensures simultaneous retrieval of all sections.
 Rapid adjustment. Leg Ø 35mm. 1 levelling leg.
 PATENTED

- 156cm
- 366cm
- 179cm
- 180cm
- 32.5kg
- 80kg
- 80kg@366cm
- 28mm
- 374





BLACK STAINLESS STEEL SUPER WIND UP STAND 387XBU

Heavy lift stand with strenghtened stainless steel column and legs, black chrome steel risers and geared column.
 3 sections Ø: 70, 60, 50mm.
 2 risers which extended simultaneously at 4.4cm per handle turn.
 Safety cable ensures simultaneous retrieval of all sections.
 Rapid adjustment. Leg Ø 35mm. 1 levelling leg.
 PATENTED



156cm



366cm



179cm



180cm



32.5kg



80kg



80kg@366cm



28mm



374





Swift lift mechanism, with its self-locking device, is made up of three fork lift chains for a smooth and continuous extension
PAT. PENDING



Self height at 1.65m allows the user for an easy upload

The foldable base makes opening and closing a synch, taking just a few seconds



Thank to the winch concept, the mono-operation cranking is very smooth during rising and fall



Legs are driven by a new rail mechanism. Just push the safety pin and move the leg in the operating position

4 levelling devices to adjust the angle of the column and correct floor imperfection





BLACK MAGIC STAND **587B**

Black Magic was developed to solve the daily problems that any user faces in the entertainment & event industries.
5 sections, 4 levelling legs.



165cm



550cm



164cm



238cm



80kg



200kg



200kg@550cm



28mm





35mm tube diameter.


Wide base with double leg braces for added stability and safety.



3/8" microphone top fitting.

Complete with grip collar that allows the stand to be set at the required height with single operation.

Lightweight rubber base reducing "bottom end" frequencies being transmitted through the stand.



BLACK ALU MICROPHONE STAND **622B**

Aluminium microphone stand.



195cm



108cm



2.7kg



2kg



Type 36



STEEL MICROPHONE STAND **622CS**

Chrome steel microphone stand.



195cm



108cm



3.2kg



2kg



Type 36



UNIVERSAL SHOCK MOUNT MICROPHONE HOLDER **MICC4**

Made in aluminium supplied with a rubber dampening system to prevent shocks and vibrations. This rubber system allows efficient rapid microphone mounting. The swiveling yoke has a 3/8" threaded hole that allows convenient mounting to the range of carbon fiber microphone booms. Accepts a large variety of microphones.



0.121kg



MICROPHONE CLIP **MICC1**

Standard type microphone clip.



0.05kg



MICROPHONE SPRING CLIP **MICC2**

Universal type microphone clip. Grabs microphones from diameter 20mm to 35mm.



0.05kg



**BLACK SELF LOCK
LE STAND 256BMU AC**

Black steel base, aluminium sections, air cushioned stand.
2 sections, 1 riser. Ø: 40, 35mm. Leg Ø: 22mm. 1 levelling leg.
SELF LOCK SYSTEM PATENTED



109cm



218cm



106cm



126cm



2.5kg



20kg



10kg@218cm



35mm



109, 110, 110G



**BLACK ALU LEVELLING
LEG LE STAND 126BMU AC**

Black aluminium stand, air cushioned. 2 sections, 1 riser.
Ø: 40, 35mm. Leg Ø: 22mm. 1 levelling leg.



106cm



218cm



106cm



126cm



2.5kg



30kg



10kg@218cm



35mm



109, 110, 110G



**BLACK STEEL
MIDI LE STAND 604BSM**

Chrome plated steel stand. 2 sections, 1 riser.
Ø: 40, 35mm. Leg Ø: 22mm.



154cm



260cm



132cm



126cm



6.6kg



40kg



10kg@260cm



35mm



109, 110, 110G



**BLACK STEEL
MAXI LE STAND 606BSM**

Chrome plated steel stand. 2 sections, 1 riser.
Ø: 40, 35mm. Leg Ø: 22mm.



182cm



316cm



160cm



126cm



7,2kg



40kg



3kg@316cm



35mm



109, 110, 110G



BLACK STEEL LOW LE STAND 602BSM

Black chrome plated steel stand. 2 sections, 1 riser.
 Ø: 40, 35mm. Leg Ø: 22mm.



125cm



205cm



104cm



118cm



5.7kg



50kg



18kg@205cm



35mm



109, 110, 110G



TOP M10 STAND 611-10

M10 Bolt fixing for 32/38mm tube.

TOP M12 STAND 611-12 Not illustrated

Same as 611-10 with M12 screw.



CABINET FITTINGS 612

Ramsa / Bose universal adaptor for 32/38mm tube.



PAN SPIGOT M10 616-10

Rotating 28mm spigot with M10 screw attachment.
 Smooth rotation is assured by a Teflon bearing.
 Complete with locking knob to block panoramic position.

PAN SPIGOT M12 616-12

Same as 616-10 with M12 screw attachment.



16MM LE ADAPTER 623

Designed to fit speaker stands, it forms a top fixing which mounts luminaires that have a 16mm spigot. Fits top tubes with diameters between 32mm and 38mm.



28MM ADAPTER 617

Designed to fit speaker stands, it forms a top stand fixing which mounts luminaires with a 28mm spigot. Fits top tubes with diameters between 32mm and 38mm.



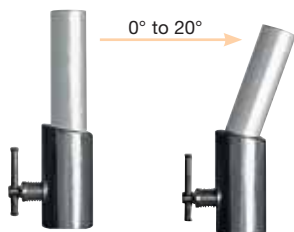
SPEAKER ADAPTER FOR 28MM BUSHING 618

This speaker adapter (35mm diameter) can be mounted on all lightstands equipped with a 28mm bushing.



SPEAKER ADAPTER FOR STAND 619

Female adapter equipped with 35mm stud for stands with top tube diameter between 32mm and 38mm.



TILTING SPEAKER ADAPTER 624

Designed to be mounted onto tubes from 32mm to 38mm diameter. It is equipped with a 35mm speaker stud tilting from 0° to 20°. PATENTED

All Manfrotto stands provide for a high level of customisation, thanks to a wide range of accessories like wheels, sand bags, clips, wind-bracing kit and stans holder that can accept any lighting fixture, in order to match any requirement.



FIVE SOCKET BRACKET 169

100cm long T Bar with 5 x 28mm sockets for attaching up to 5 lighting fixtures. Designed to fit on stand or bracket with 28mm socket.
*When load on one side only, max load capacity: 15kg.



6.10kg



28mm



28mm



50kg*



THREE BABY BRACKET 154

65cm long T Bar with 3 x 16mm sockets plus 3 x 16mm Spigot Art. 013. Designed to fit on stand or bracket with 16mm pin.



0.79kg



28mm



16mm + Spigot Art. 013



T BAR 613

6 x Lantern T Bar 1420mm long.



EXPAN ATTACHMENT 081

Another quick solution to hang your expans up to a baby stand.

T BAR 614 Not illustrated

4 x Lantern T Bar 1220mm long.

T BAR 615 Not illustrated

4 x Lantern T Bar 610mm long.



T BAR 613PAR

"T" Bar specifically design to carry six PAR 57 or 64 luminaires. Supplied with a built in TV male spigot. Max load capacity: 6kg on each attachments, only at the ends 12kg on each side.



WIND-BRACING KIT 087WBK
 Wind-bracing kit of 3 ropes. Length: 10m. Not supplied with the stand.



SMALL SAND BAG G100 (Sand not supplied)
 6kg

LARGE SAND BAG G200 (Sand not supplied)
 10kg



EXTRA LARGE SAND BAG G300 (Sand not supplied)
 35kg



SAFETY COLLAR 698
 Secondary safety system for all speaker stands. When locked into position, it stops upper stand sections from dropping when you open the stand locking knob.



STAND HOLDER 027
 Holder for 8 light stands. Width: 115cm. Distance between fixing holes: 64.4cm. Depth: 19cm.
 2.8kg



SMALL CABLE CLIP 064

Clamps on Ø: 18mm to 26mm. Allen key not supplied.
Set of four.



0.02kg



CABLE CLIP 206

Clamps on Ø: 25mm to 28mm. Allen key not supplied.
Set of four.



0.02kg



MINI CLIP 178

Set of four clips for maximum thickness of 6mm.



0.02kg



ADJUSTABLE MINI CLIP 201

Mini clip to hold light panels from 0mm to 12.5mm thickness.
Adjustable from: 0mm to 12.5mm. Set of four clips.



0.03kg



LARGE CABLE CLIP 093

Clamps on Ø: 28mm to 40mm. Allen key not supplied.
Set of four.



0.03kg



CABLE GRIPS 371

Set of ten Cable Grips.
Self-gripping double-sided velcro strips for wrapping and storing cables of any type and length.
Cable Grip is fast, sure, reusable, and dirt-resistant.

Available in the following sizes and colours:
COLOURS: Black (B), Red (R), Yellow (Y), Blue (BL) and White (W)
SIZE (cm.)

2.5 x 15 (2515)	4.0 x 40 (4040)
2.5 x 25 (2525)	4.0 x 60 (4060)
2.5 x 40 (2540)	4.0 x 90 (4090) (Set of 5 Cable Grips)

Order code:
to order, combine product code, colour code and size code.
For example: 371B - 4060 Black Cable Grip 4,0 x 60 cm.



CASTER WHEEL SET 017

Caster wheel set for stands with legs Ø: 19mm. Set of three.



0.45kg



10kg



CASTER WHEEL SET 018

Caster wheel set for stands with legs Ø: 22mm. Set of three.



0.45kg



10kg



WHEEL SET 103

Ø: 80mm without brakes, with M10 attachment. Set of three.



1.24kg



60kg



WHEEL SET 104

Ø: 75mm with brakes and M10 attachment. Set of three.



1.5kg



75kg



WHEEL SET 109

Ø: 80mm without brakes and adapter for legs Ø: 22mm. Set of three.



1.43kg



60kg



WHEEL SET 110

Ø: 75mm with brakes and adapter for legs Ø: 22mm. Set of three.



1.7kg



75kg



WHEEL SET 104G

Ø: 100mm with brakes and M10 attachment. Set of three.



3kg



100kg



WHEEL SET 110G

Ø: 100mm with brakes and adapter for legs Ø: 22mm. Set of three.



3.2kg



100kg



WHEELS FOR SUPER WIND UP 251

Ø: 125mm with brakes. Set of three.



4.5kg



100kg



WHEELS FOR SUPER WIND UP 374

Ø: 160mm with brakes. Set of three.



7.2kg



300kg

WHEELS FOR SUPER WIND UP 374-10 Not illustrated

Ø: 160mm with brakes and M10 attachment. Set of three.



7.2kg



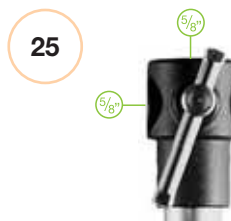
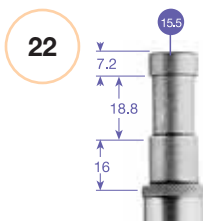
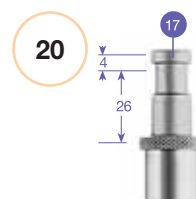
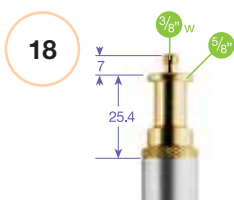
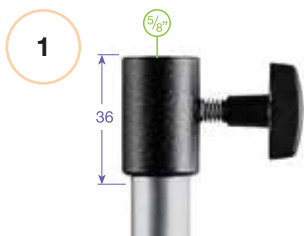
300kg

This type number refers to the spigot and socket variants shown in product specifications.

$\frac{1}{4}$ " Indicates an external thread or stud diameter
 ● Metric ● Imperial


$\frac{1}{4}$ " Indicates an internal thread or socket diameter
 ● Metric ● Imperial

W: Indicates an internal thread or socket diameter



Lighting Booms & Boom Stands





Lighting booms and boom stands provide the ideal unobtrusive way to position lighting and reflector equipment directly above the subject. The incredible number and variety of flash and continuous lights used, as well as their positioning requirements, have quickly made this range one of our most comprehensive lines.



5/8" top fixing with 3/8" screw fixing (adjustable 90°) and 1/4" adapter for matching any requirement.



Sandbag counterweight available.












A special articulated coupler allows this model to be used either as a normal stand or boom.



BLACK ALU COMBI-BOOM STAND WITH SANDBAG 420B










Aluminium stand. Supplied with sandbag counterweight (empty) for maximum stability and smoothness.
 4 sections, 3 risers. Ø: 35, 30, 25, 20mm. Leg Ø: 22mm.
 Minimum extension boom: 19cm
 Maximum extension boom: 191cm
 Maximum load at boom full extension: 2kg with counterweight.

-  131cm
-  392cm
-  113cm
-  109cm
-  2.7kg
-  9kg
-  0.9kg@392cm
-  018
-  Type 25 + Spigot Art. 013



COMBI-BOOM STAND HD 420CSU

Same as 420B but with legs and column in steel, last two sections in aluminium.
 Maximum load at boom full extension: 5kg with 35kg of counterweight.

-  131cm
-  392cm
-  113cm
-  109cm
-  5.6kg
-  12kg
-  1.5kg@392cm
-  018
-  Type 25 + Spigot Art. 013



BLACK LIGHT BOOM 35 (STAND NOT INCLUDED) 085BSL

Ø 35mm. 3 section boom arm complete with Pivoting Clamp 123, counterweight G-Peso 022, cable clips and locking key.

Weight: 2.2kg, boom only.

Dismantled length: 100cm.

Assembled length: 280cm.

Minimum extension from stand attachment: 10cm.

Maximum extension from stand attachment: 250cm.

Load: 6kg at maximum extension with 7kg of counterweight.



2.2kg



6kg



Type 25 + Spigot Art. 013



BLACK SUPER BOOM (STAND NOT INCLUDED) 025BSL

Ø 35mm. 1 section boom complete with Pivoting Clamp 123, counterweight G-Peso 022, cable clips.

Weight: 4.1kg, boom only.

Remote control of lighting movement: 270cm long.

Minimum extension from stand attachment: 24cm.

Maximum extension from stand attachment: 100cm.

Load: 5kg at maximum extension with 7kg of counterweight.



4.1kg



5kg



Type 17 + Rapidapter Art. 014-38



**BLACK MEGA BOOM
(STAND NOT INCLUDED) 425B**

Largest boom in the range, remote control of pan, tilt and rotation of lamina plus geared telescopic extension. Combination of black zinc steel and black anodised aluminium tubes. Supplied with carrying bags.

2 sections (Ø: 45, 55mm).

Folded length: 220cm.

Minimum extension from stand attachment: 50cm.

Maximum extension from stand attachment: 320cm.

* Load: 6kg at maximum extension with 30kg of counterweight.

30kg at minimum extension with 30kg of counterweight.

Suggested stands: Wind Up series.



15kg



6kg-30kg*



16mm/28mm



**BLACK LIGHT BOOM 35
(STAND INCLUDED) 085BS** Not illustrated

Ø 35mm 3 sections boom arm complete with Pivoting Clamp 123, counterweight G-Peso 022, Cine Stand with casters, cable clips and locking key.

Weight: 2.2kg, boom only.

Dismantled length: 100cm.

Assembled length: 280cm.

Minimum extension from stand attachment: 10cm.

Maximum extension from stand attachment: 250cm.

Load: 6kg at maximum extension with 7kg of counterweight.



16.4kg



6kg



Type 25 + Spigot Art.013



**BLACK SUPER BOOM
(STAND INCLUDED) 025BS** Not illustrated

Ø 35mm 1 section boom arm complete with Pivoting Clamp 123, counterweight G-Peso 022, Cable Clips and Cine Stand 008 with casters.

Weight: 4.1kg, boom only.

Remote control of lighting movement: 270cm long.

Minimum extension from stand attachment: 24cm.

Maximum extension from stand attachment: 100cm.

Load: 5kg at maximum extension with 7kg of counterweight.



21kg



5kg



Type 25 + Rapidapter Art. 014-38





BLACK LIGHT BOOM (STAND NOT INCLUDED) 024B

Boom attaches to the shaft of most lightstands with diameters of 19, 20, 25, 28mm.
 Ø: 25mm 3 section boom arm complete with Pivoting Clamp 124, counterweight G-Peso 023, cable clips and locking key.
 Weight: 1.4kg, boom only.
 Dismantled length: 71cm.
 Assembled length: 200cm.
 Minimum extension from stand attachment: 120cm.
 Maximum extension from stand attachment: 210cm.
 Load: 3kg at maximum extension with 4.5kg of counterweight.

-  1.4kg
-  3kg
-  Type 25 + Spigot Art. 013



BLACK AUTOBOOM (STAND NOT INCLUDED) 254B

Boom arm for heavy stand or wall bracket mounting featuring self balancing spring system. Supplied with wall bracket.
 Minimum extension from stand attachment: 110cm.
 Maximum extension from stand attachment: 200cm.
 Load: 4kg at maximum extension.
 8kg at minimum extension.

-  5.3kg
-  Type 25 + Spigot Art. 013 + Type 37

Wall Bracket included



SUPER BOOM WITH COLUMN STAND 025TM

Ø 35mm. 1 section boom arm complete with Pivoting Clamp 123, counterweight G-Peso 022, Cable Clips and Column Stand with casters.
 Weight: 4.1kg, boom only.
 Remote control of lighting movement: 140cm long.
 Minimum extension from stand attachment: 10cm.
 Maximum extension from stand attachment: 108cm.
 Load: 5kg at maximum extension with 7kg of counterweight.

-  18.5kg
-  5kg
-  Type 17+ Rapidapter Art. 014-38



BLACK WALL BOOM (STAND NOT INCLUDED) 098B

Wall mounted boom arm. 2 sections (Ø 35, 29mm).
 Rotation: 160° vertically and 180° horizontally.
 Minimum extension from stand attachment: 120cm.
 Maximum extension from stand attachment: 210cm.
 Load: 4.5kg at maximum extension.

-  2.3kg
-  4.5kg
-  Type 15 + Spigot Art. 013



BLACK SHORT WALL BOOM
(STAND NOT INCLUDED) **098SHB** Not illustrated

Minimum extension from stand attachment: 78cm.
Maximum extension from stand attachment: 12cm.



2kg



5kg



Type 25 + Spigot Art. 013



BLACK MINI BOOM 173B

Boom shaft Ø: 20mm. Length: 109cm.



0.32kg



Type 18 and Type 19



BLACK LONG MINI BOOM 173HOB Not illustrated

Long version of 173B. Length: 150cm.



BABY DROP DOWN PIN E700

For a more accurate light positioning: it helps keeping the light in horizontal position independently on the angle of the boom. Specifically designed to be used on boom arm with light attachment with 16mm pin.



0.62kg



16mm



16mm

JUNIOR DROP DOWN PIN E710

Same as E700, designed to be used on boom arm with light attachment with 28mm bushing.



1.32kg



Type 35



Type 34



PIVOTING BOOM CLAMP 123

Pivoting clamp for Ø 35mm boom shaft Ø 28mm male and Ø 16mm attachment.



0.72kg



PIVOTING BOOM CLAMP 124

Pivoting clamp for Ø: 19, 20, 25 and 28mm boom shafts (or any tubes of these diameters).



0.67kg



G-PESO 022

Counterweight. Clamps on Ø 22mm to 35mm.



6.7kg



MINI COUNTERWEIGHT 172

Clamps on bars from Ø 13mm to 30mm.



1,3kg

L-PESO 023 Not illustrated



4.3kg



EXTRA LARGE SAND BAG G300 (Sand not supplied)



35kg

Autopole System



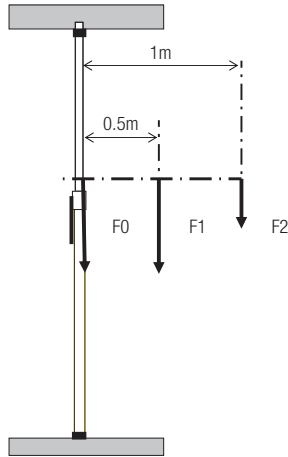
The ultimate adjustable lighting pole system can be used to create a background support, structure a lighting grid, or for hundreds of other studio and outdoor applications. Its unique single action cantilever locking system exerts the correct amount of pressure to assure a secure fit, wedging the protective rubber ends in place, ceiling to floor. The cantilever system incorporates a safety lock to prevent accidental de-tensioning or movement.



Unique cantilever single action locking system exerts pressure to securely wedge the rubber suction cup ends in place. Cantilever system incorporates safety lock. Floor to ceiling, or wall to wall fixing for strong vertical or horizontal support of lighting.

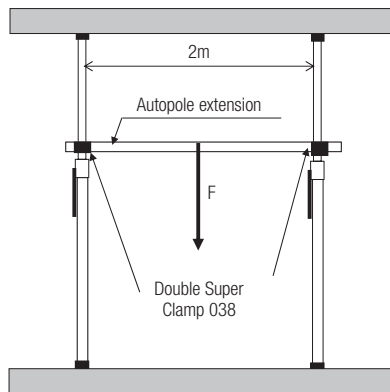
Loading limits

The following figures are valid for use with rigid floors and ceilings, and with the protection-cups mounted on the suction-cups.



F0: maximum axial load - F1: maximum load with 0.5m arm - F2: maximum load with 1m arm

MODELS	Load (kg)		
	F0	F1	F2
032	30	30	15
076	30	30	15
077	30	30	15
332-1.7	15	15	7
332-2.7	15	15	7
332-2.7	15	15	7
432-1.7	24	24	12
432-2.7	24	24	12
432-3.7	24	24	12



MODELS	Load (kg)
	F
032	20
076	20
077	20
332-1.7	20
332-2.7	20
332-2.7	20
432-1.7	20
432-2.7	20
432-3.7	20

AUTOPOLE 032 B

Extends from 210cm to 370cm. Pole Ø: 45mm and 40mm.



2.2kg

AUTOPOLE 076 B

Extends from 150cm to 270cm. Pole Ø: 45mm and 40mm.



1.83kg

AUTOPOLE 077 B

Extends from 100cm to 170cm. Pole Ø: 45mm and 40mm.



1.5kg



032

076

077

AUTOPOLE 2 432-1.7 B

Two position variable thrust. Extends from 100cm to 170cm.
Pole Ø: 45mm and 40mm. PATENTED



1.9kg

AUTOPOLE 2 432-2.7 B

Two position variable thrust. Extends from 150cm to 270cm.
Pole Ø: 45mm and 40mm. PATENTED



2.23kg

AUTOPOLE 2 432-3.7 B

Two position variable thrust. Extends from 210cm to 370cm.
Pole Ø: 45mm and 40mm. PATENTED



2.6kg



432-1.7

432-2.7

432-3.7

MINI AUTOPOLE **332-1.7** **B**

Extends from 100cm to 170cm.
Pole Ø: 35mm and 32mm.



0.85kg

MINI AUTOPOLE **332-2.7** **B**

Extends from 150cm to 270cm.
Pole Ø: 35mm and 32mm.



1.83kg

MINI AUTOPOLE **332-3.7** **B**

Extends from 210cm to 370cm.
Pole Ø: 35mm and 32mm.




1.38kg



332-1.7

332-2.7

332-3.7



033

034

170

EXTENSION TUBE 033 B

Autopole® Extension tube. Ø: 40mm. Length: 2m. Suitable for Autopole2® and Autopole®.



0.69kg

EXTENSION TUBE 034 B

Autopole® Extension tube. Ø: 40mm. Length: 1,5m. Suitable for Autopole2® and Autopole®.



0.53kg

MINI POLE 170 B

Spring loaded mini pole. Extends from 175cm to 330cm. Post Ø: 25mm and 28mm.



0.87kg



AUTOPOLE SPIRIT LEVEL 032SPL

Spirit level for use on Autopole®, or on tubes of 25mm to 60mm diameter.



AUTOPOLE PROTECTION CAPS 032PC

Set of four protection caps for rubber feet with inner hole. Ø: 16.5mm. Suitable for use with all Autopoles except Midi Autopole® 332 and Mini Pole 170.



AUTOPOLE BASE 032BASE B

For tubes: Ø 45mm. Legs Ø: 22mm.



86cm



126cm



1.2kg



MINI POLE BASE 170BASE B

For tubes: Ø 28mm. Legs Ø: 22mm



62cm



106cm



0.67kg

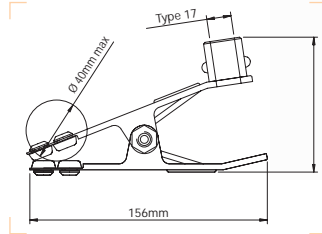
Clamps



Sometimes a stand simply can't fit on set during a shoot, so Manfrotto has developed several families of clamps to position lights and accessories practically anywhere. The original Super Clamp - world famous and widely copied - stands out for its versatility and numerous accessories, but the entire range of clamps ensures there's always a solution to your problem, no matter the size of the object or the surface you're clamping to.



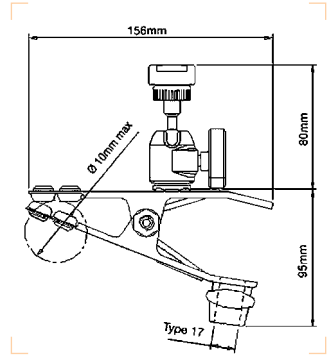
Wide choice of spring clamps and grips covers a huge range of applications. Constructed of aluminium or sheet steel, the clamps have thousands of uses, from supporting lights to clamping backgrounds to crossbars.



SPRING CLAMP 175

Clamps onto bars up to Ø 40mm.

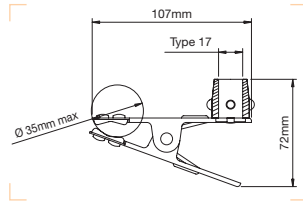
- 0.32kg
- Type 1
- Type 1



SPRING CLAMP WITH FLASH SHOE 175F

Clamps onto bars up to Ø 40mm. Supplied with a position able miniature ball head with a flash shoe attachment to allow it to clip and position a flash unit wherever it is needed.

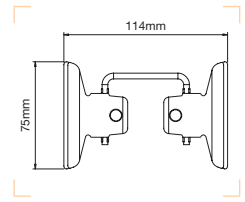
- 0.33kg
- Type 1
- Type 17
- 2kg



MINI SPRING CLAMP 275

Clamps onto bars up to Ø 35mm. It can be mounted also on 16mm extension arms.

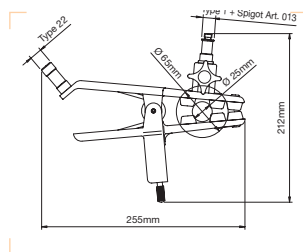
- 0.11kg
- Type 1
- Type 17



MULTICLIP 375

This versatile double clip can be used to hold gels in front of lights or small reflecting panels.

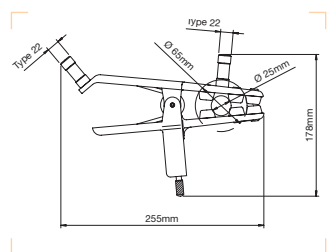

- 0.08kg



SKY HOOK 043

Gaffer grip with adjustable jaws. Grip from: 25mm to 65mm.

- 0.65kg
- Type 22
- Type 17 + Spigot Art. 013

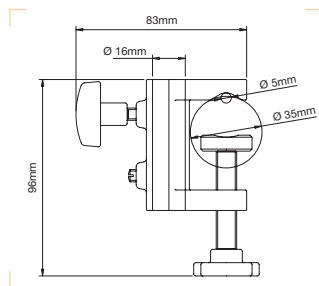


SKY HOOK C1525

Gaffer grip with adjustable jaws. Grip from: 25mm to 65mm.

- 0.8kg
- Type 22

Manfrotto Pipe Clamps are made from aluminium alloy or rugged gravity cast aluminium for extra strength. Clamping range encompasses pipes from 28mm to 78mm diameter. All standard luminaire attachments available, from 16/28mm bushing to 16mm pins and 1/4" - 3/8" - M10 and M12 male thread.



MINI CLAMP 171

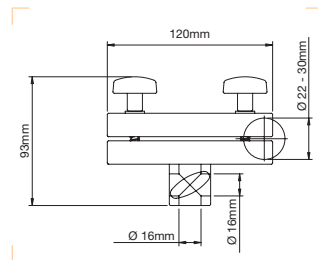
Clamps on bars up to Ø 35mm.



0.16kg



16mm



PANEL CLAMP 271

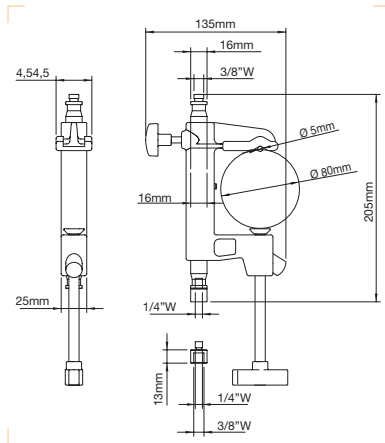
Clamps onto round and square tubes from Ø 22mm to 30mm. Ideal for supporting reflector panels or hanging objects from pipes.



0.29kg



16mm



QUICK RELEASE CLAMP 649

Different from the other versions that are used mainly on round pipes, this version will also work on square and rectangular tubes. Extremely light, with a good "coupling range", this version also offers an incredible number of attachment sizes. Ideal for photographic applications and dedicated accessories. Pipe size 5-80mm.

PATENTED



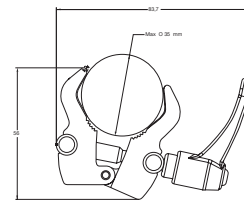
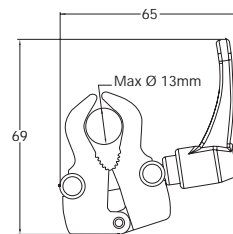
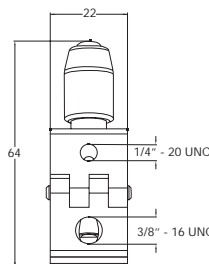
0.57kg



16mm



7kg




NANO CLAMP 386B

Its the new Manfrotto small size clamp. Its reduced size is the most important plus: the Nano Clamp is 4kg of payload in 110 grams of weight and the right size for any pocket.



0.25kg

Quite simply the most versatile single piece of light grip gear ever. You name it and Super Clamp grips it, you imagine where you want it and Super Clamp holds it there. Friction-lined screw-operated jaws grip everything from 13mm to 55mm. Hexagonal socket with unique secondary safety lock system holds items in place even if the screw lock comes undone. Supplied with a wedge to square off the jaws for mounting to flat surfaces. This masterpiece of practicality and solidity is the most widely copied clamp in the world!



SUPER CLAMP 035

Ideal clamp for photographic application. Ergonomic lever to securely lock clamping position.

-  0.41kg
-  15kg



STAINLESS SUPER CLAMP 035X Not illustrated

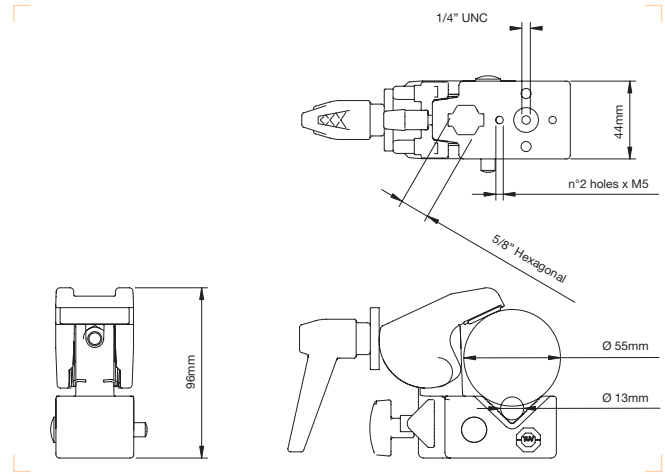
Identical to the 035 with a weather resistant solution, provided with a stainless steel threaded shaft locking screw.



DOUBLE SUPER CLAMP 038

Set of two Super Clamps fastened together at fixed right angle to provide extra strength support for tubes or bars.

-  0.83kg



QUICK ACTION SUPER CLAMP 635

The rapid action locking jaw has also been applied to the most well known clamp in the world, the original Super Clamp. These modifications allow us to keep its extreme versatility adding unrivaled speed in locking and unlocking. Supplied with wedge to allow the clamp to fit on flat surface.

-  0.47kg
-  15kg
-  16mm hexagonal + M5 & 1/4" threads





ADAPTER SPIGOT 013

Universal 16mm spigot with double male thread 1/4" and 3/8".



0.07kg



SHORT 16MM SPIGOT WITH 1/4" + 3/8" SCREW 118

Universal short 16mm spigot with double male thread 1/4" and 3/8".



0.04kg



ADAPTER SPIGOT 1/4" + 3/8" FEMALE THREADS 119

Universal short 16mm spigot with double female thread 1/4" and 3/8".



0.032kg



LIGHTING STUD 3/8" 036-38

Plugs into Super Clamp 035 for lighting fixtures or connecting 2 Super Clamps 035 allowing them to rotate. 16mm stud with 3/8" male threads.



0.07kg



LIGHTING STUD 1/4" 036-14

Same as 036-38 with 1/4" male threads.



0.07kg



LIGHTING STUD 0361

Special lighting fixture spigot.



0.038kg



CAMERA STUD 037

Plugs into Super Clamp 035 socket. To mount cameras, directly or with a camera head. 3/8" and 1/4" threads.



0.04kg



JOINING STUD 061

Connects 2 Super Clamp 035 with 6 step fixed rotation.



0,025kg



JOINING STUD RA 061RA

Connects 2 Super Clamps 035 at right angles or 45° steps.



0,025kg



DOUBLE FEMALE THREAD STUD 066

Plugs into Super Clamp 035 to provide either a 3/8" or 1/4" female thread fixing.



0,025kg



ROUNDED 16MM LIGHTING STUD M10 264

Rounded stud for stirrup's fixture for a rapid connection to a Super Clamp.



0,072kg



HEXAGONAL 16MM LIGHTING STUD M10 174

Hexagonal Lighting stud for stirrup's fixture for a rapid connection to a Super Clamp.



0.062kg



STUD FOR STIRRUP 066BT

16mm stud with female thread M10. It has been specifically designed to mount it on a stirrup's fixture and easily connect it to a Super Clamp. Designed to be tightly lock with a wrench.



0,048kg



EXTENSION BAR 133 B

Used to fix 2 Super Clamps 035 at a distance of 15cm from each other. Length 16,5cm.



0,1kg



LIGHTING STUD MR 036MR

Plugs into Super Clamp 035 for lighting fixtures, Grip Heads or connect 2 Super Clamps 035 with 360° rotating capability.



0,048kg



SHORT SPIGOT 1/4\"/>

Short spigot 1/4\"/>



0,05kg



SHORT SPIGOT 3/8\"/>

Short spigot 3/8\"/>



0,05kg



NARROW "U" HOOKS 040

Set of two narrow "U" cross bar holders. Plugs into Super Clamp 035. Width: 15mm.



0,44kg



"U" HOOKS 039

Set of two cross bar holders. Width: 40mm



0,16kg



MINI "U" HOOKS 176

Set of two Mini "U" Hooks.



0,1kg



"L" BRACKETS 041

Set of two brackets to use in combination with Super Clamp 035 to support shelves, etc. 17cm long x 4cm deep.



0,29kg



MINI "L" BRACKETS 204

Set of two small brackets. Sizes: 12x3x3cm.



0,13kg



EXTENSION ARM 042

Plugs into Super Clamp 035 socket. Length: 19,5cm.



0,21kg



8kg



Type 1
+ Spigot Art. 013



MINI EXTENSION ARM 203

Fits into Mini Clamp 171 socket. Length: 12cm.



0,15kg



5kg



12,5mm hole



SUPER CLAMP WEDGES 035WDG

To allow the Super Clamp 035 to fit on plane surfaces. Set of four.



1,4kg



ADDITIONAL SOCKET 335AS

Provides an additional 16mm socket to Super Clamp 035.



0,14kg



SAFETY CABLE C155

Diameter 4mm. Length 100cm.

SAFETY CABLE C155-01 Not illustrated

Diameter 3,5mm. Length 70cm.

SAFETY CABLE C155-02 Not illustrated

Diameter 5mm. Length 70cm.

SAFETY CABLE C155-03 Not illustrated

Diameter 6mm. Length 100cm.



POLE FOR BACKLITE STAND 1122B

2 section (Ø 22, 19mm) aluminium pole.
Minimum height: 47cm.
Maximum height: 74,5cm.



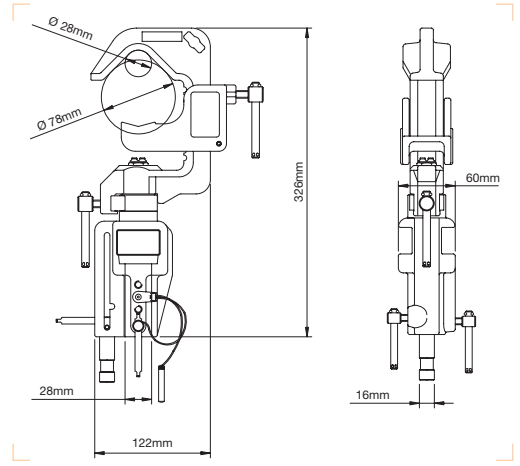

0,34kg



Top type 18



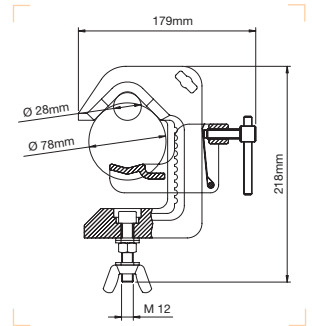
Bottom type 19



SWIVELLING "C" CLAMP **C150**

Works on diameters from 28mm to 78mm.
 * 10kg on 16mm attachment. 75kg on 28mm attachment.

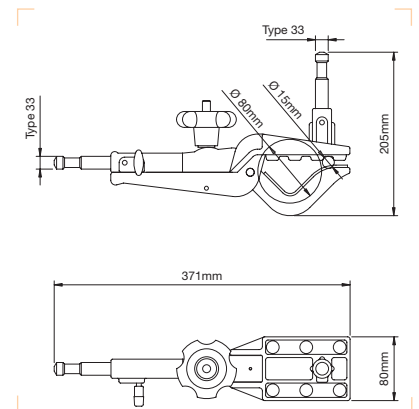
- 1.6kg
- 10/75kg*
- 28 mm
-



SWIVELLING "C" CLAMP WITH M12 SCREW **C151**

Works on diameters from 28mm to 78mm.

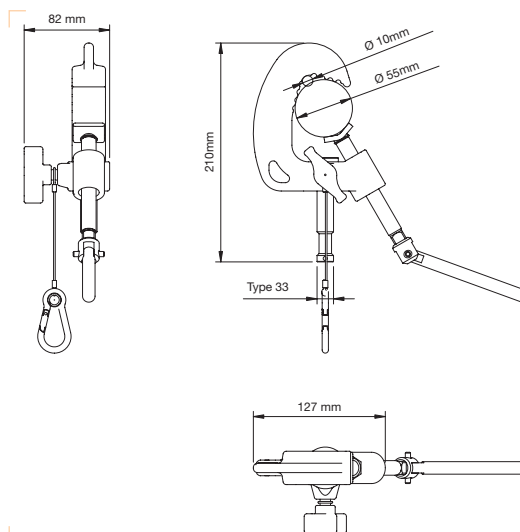
- 1.07kg
- 100kg
- M12
-



PELICAN GAFFER GRIP **C500**

Works on diameters from 15mm to 80mm.

- 1.4kg
- 10kg
- Type 2
- Type 33
-



BABY PIPE CLAMP WITH 16MM STUD C210

Works on diameters from 10mm to 55mm.



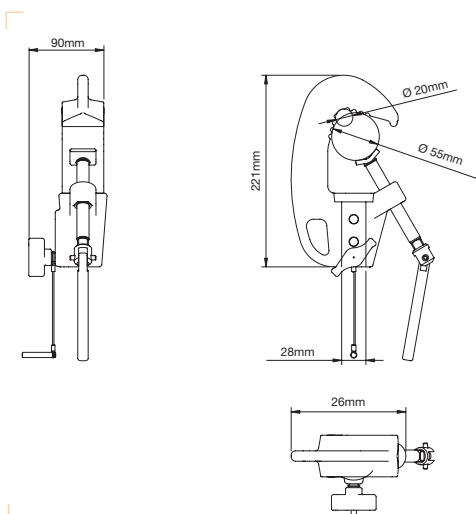
0.62kg



100kg



Type 33



JUNIOR PIPE CLAMP WITH 28MM SOCKET C100

Works on diameters from 20mm to 55mm.



1.13kg

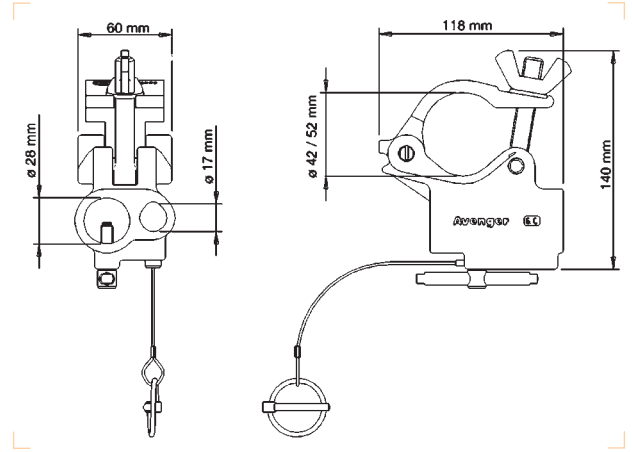


250kg



28mm





BARREL CLAMP C350N

Works on diameters from 42mm to 52mm.
 * 100kg on 16mm attachment. 300kg on 28mm attachment.



0.8kg



100/300kg*

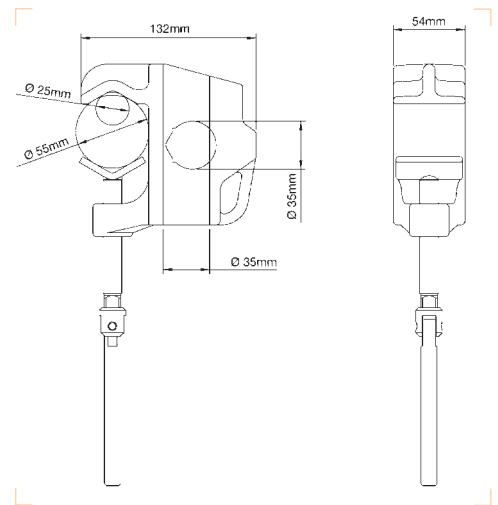


17mm/28mm



BARREL CLAMP WITH KNOB C350NK Not illustrated

Same as C350N but with knob.



GRID CLAMP C300

Works on diameters from 25mm to 55mm.
 * 50kg on vertical position. 30kg on horizontal position.



1.1kg



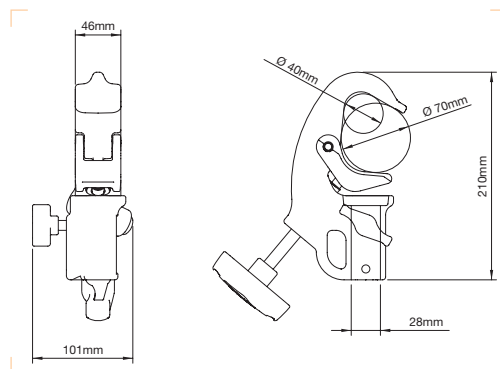
50/30kg*



35mm



The mechanical concept on which we based this new range of clamps allows an incredible speed in locking and unlocking the clamp's jaws. Fastening the clamp to a pipe or any other support is quick and simple allowing you to position your lighting equipment securely.



28MM BUSHING QUICK ACTION JUNIOR CLAMP C337

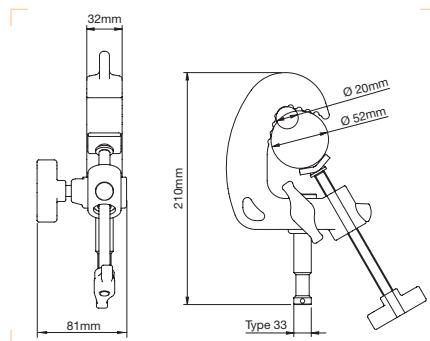
Made in gravity cast aluminium, this clamp is ideal to hang all types of luminaires in TV studios and theaters. Its incredible "coupling range" sets almost no limitations to its capability to clamp to almost all the industry standard pipe diameters. To meet all safety requirements, we have designed a dedicated slot for flexible steel safety cables. Supplied with T-top padded handle to improve grip. Pipe size 40-70mm. PAT. PENDING.



1.27kg

100kg

28mm



16MM PIN QUICK ACTION BABY CLAMP C338

Very slim and lightweight, this version has been designed for small luminaires, virtually unlimited in application. To meet all safety requirements, we have designed a dedicated slot for flexible steel safety cables. Pipe size 20-52mm. PAT. PENDING.



0.76kg

50kg

Type 33

EYE COUPLER family: safer, easier to use and lighter, with the reliability and high performance that you expect from Manfrotto. EYE COUPLER range has been developed with professional users' needs in mind. Improved safety, full TÜV certification, optimised ergonomics and unique design are the key features of EYE COUPLERS, developed for professionals in the entertainment industry.

The complete EYE COUPLER range is made up of LP EYE COUPLERS: industry standard clamp range from 48 to 52mm.

MP EYE COUPLERS: wider clamp range from 42 to 52mm and special flattened shape of lower jaw.

MP SLIM EYE COUPLERS: same features as MP coupler, but narrower in profile and lighter in weight.



LP EYE COUPLER C460

The base model of LP Eye Coupler for any customised application.



0.36kg



500kg*



13mm hole



LP EYE COUPLER WITH 28MM TV SPIGOT C461

Supplied with 28mm spigot for TV/broadcast luminaires.



0.57kg



500kg



Type 35



LP EYE COUPLER WITH 16MM SPIGOT C462

Designed with 16mm spigot suitable for lightweight luminaires.



0.41kg



500kg



Type 33



LP EYE COUPLER WITH LIFTING RING C463

Provided with lifting ring for multipurpose use with chains, wires and ropes.



0.55kg




300kg



Ring





LP EYE COUPLER WITH M12 BOLT PLUS NUT **C464**

Supplied with M12 bolt and nut for custom solutions.



0.40kg



500kg



M12x27



LP EYE COUPLER WITH 28MM BUSHING **C465**

Designed with 28mm bushing suitable for 2K+stirrup luminaires.



0.84kg



300kg



28mm



PARALLEL LP EYE COUPLER **C480**

Twin couplers fixed parallel for firm, quick and easy interconnection for truss, bars or pipes.



0.76kg



300kg



90° FIXED LP EYE COUPLER **C481**

Twin couplers fixed at 90° for firm, quick and easy interconnection for truss, bars or pipes.



0.76kg



300kg



SWIVEL LP EYE COUPLER **C482**

Twin couplers free to rotate 360° for firm, quick and easy interconnection for truss, bars or pipes.



0.76kg



300kg



CONNECTION KIT FOR LP EYE COUPLER **C466**

Kit to connect two C460 clamps.



MP EYE COUPLER **C4460**

The base model of MP Eye Coupler for any customised application.



0.39kg



500kg



13mm hole



MP EYE COUPLER WITH 28MM TV SPIGOT **C4461**

Supplied with 28mm spigot for TV/broadcast luminaires.



0.60kg



500kg



Type 35



MP EYE COUPLER WITH 16MM SPIGOT **C4462**

Designed with 16mm spigot suitable for lightweight luminaires.



0.44kg



500kg



Type 33



MP EYE COUPLER WITH LIFTING RING **C4463**

Provided with lifting ring for multipurpose use with chains, wires and ropes.



0.58kg



300kg



Ring



MP EYE COUPLER WITH M12 BOLT PLUS NUT **C4464**

Supplied with M12 bolt and nut for custom solutions.



0.43kg



500kg



M12x27



MP EYE COUPLER WITH 28MM BUSHING **C4465**

Designed with 28mm bushing suitable for 2K+ stirrup luminaires.



0.87kg



300kg



28mm





MP EYE COUPLER WITH 16MM BUSHING C4469

Supplied with 16mm spigot for light fixing accessories.



0.52kg



500kg



16mm



TILT AND SWIVEL MP EYE COUPLER C4470

Provided with 28mm spigot to enable to rig a bar or a frame structure between two stands with 360° spigot rotation and swivel system.



1.3kg



300kg



Type 35



SWIVEL MP EYE COUPLER C4482

Twin couplers free to rotate 360° for firm, quick and easy coupling of trusses, bars or pipes.



0.81kg



MP EYE COUPLER SWIVEL AND TILT TRUSS SUPPORT 150-250 C4485

Min. lenght - 150mm. Max. lenght - 250mm.
Truss Support Coupler with a tilt/swivel connection to the stand pin. It avoids torsion and mounting problems when lifting a truss using two stands simultaneously.



2.78kg



Type 35

MP EYE COUPLER SWIVEL AND TILT TRUSS SUPPORT 200-400 C4486 Not illustrated

Min. lenght - 200mm. Max. lenght - 400mm.



2.85kg



Type 35



SLIM MP EYE COUPLER C4560

The base model of MP slimlight version eye coupler.



0.26kg



300kg



13mm hole



MP EYE COUPLER WITH 12MM BOLT + NUT C4564

Supplied with M12 bolt and nut for custom solutions.



0.3kg



300kg

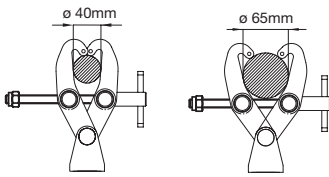


M12x27mm

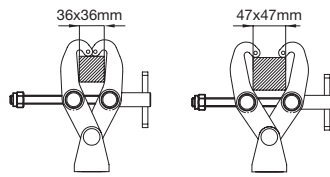


The Grab Clamp is flexible and fast to use thanks to its pincer jaw design and rapid locking and release mechanism. It can be fixed to a wider range of supports than traditional clamps and is suitable for use in TV, video and photographic studios, theatres and rigging structures. The Grab Clamp will hold all kinds of lights, scenery, monitors and much more besides.

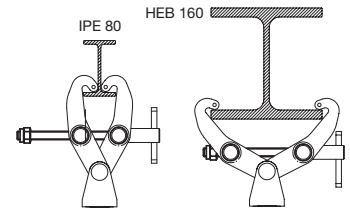
The Grab Clamp has been designed to be mounted on a wide range of beams, pipes and bars, whether round, square or rectangular in section. It needs no adapter - just open and clamp it.



Clamp Range
40mm to 65mm



Clamp Range
36mm to 47mm



Clamp Range
IPE 80 to IPE 160
HEB 80 to HEB 160



GRAB CLAMP C339

Supplied without attachment, but with a 12.5mm hole for custom fixings.



1.2kg



150kg



12.5mm hole



GRAB CLAMP WITH 28MM TV SPIGOT C339JS

Supplied with 28mm spigot.



1.4kg



150kg



Type 35



GRAB CLAMP WITH 16MM BUSHING **C339BB**

Comes with 16mm bushing complete with push button for extra-safe attachment.



1.35kg



50kg



16mm



GRAB CLAMP WITH LIFTING EYE **C339LE**

Complete with standard lifting eye for chain or rope fixture.



1.4kg



150kg



Ring



GRAB CLAMP WITH UNIVERSAL HEAD **C339UH**

Provided with a universal fixed (non-rotating) head.



1.95kg



75kg



28mm



16mm



GRAB CLAMP WITH SPINNING PULLEY **C339SP**

Fitted with a 100mm diameter pulley to offer a quick and robust hanging point for TV and theatre sceneries.



1.65kg

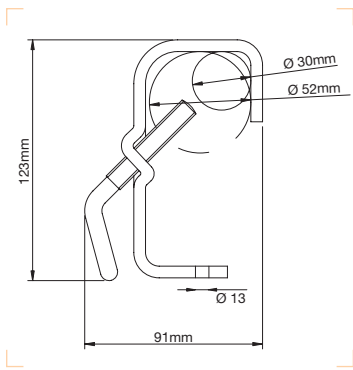


150kg



Pulley

Work on diameters from 30mm to 52mm.
The double locking knob position always provides an optimal grip point.



STAGE CLAMP C280

The base model of MP Eye Coupler slimlight version.



0.37kg



50kg



13mm hole



STAGE CLAMP WITH 16MM STUD C285

Supplied with 16mm stud.



0.47kg



50kg



Type 33



STAGE CLAMP WITH 28MM STUD C290

Supplied with 28mm stud.



0.9kg



50kg



Type 33



STAGE CLAMP WITH 28MM SOCKET C295

Supplied with 28mm stud.



0.75kg



50kg




28mm

A convenient method of suspending luminaires from above for unobstructed floor areas. Telescopic hangers are renowned for their strength and versatility. Available with either a stirrup or universal head, all hangers come with a safety pin to prevent the riser from slipping.

LONG TELESCOPIC HANGER WITH UNIVERSAL HEAD **C827** Not illustrated

Max load with 16mm spigot 10kg. Max load with 28mm socket 40kg.

- 
212cm
- 
381cm
- 
6.8kg
- 
Type 34

TELESCOPIC HANGER WITH UNIVERSAL HEAD **C825**

Max load with 16mm spigot 10kg. Max load with 28mm socket 40kg.

- 
121cm
- 
201cm
- 
5.1kg
- 
Type 34




LONG TELESCOPIC HANGER WITH STIRRUP **C822** Not illustrated

Luminaire attachment - Stirrup Ø 40mm.

- 
210cm
- 
379cm
- 
6.8kg
- 
40kg





TELESCOPIC HANGER WITH STIRRUP **C820**

Luminaire attachment - Stirrup Ø 40mm.

- 
117cm
- 
197cm
- 
5.4kg
- 
40kg





TELESCOPIC HANGER WITH STIRRUP **C888ST**

Luminaire attachment - Stirrup Ø 40mm.

- 
73cm
- 
157cm
- 
4.7kg
- 
40kg

TELESCOPIC HANGER WITH UNIVERSAL HEAD **C888UH**

Max load with 16mm spigot 10kg. Max load with 28mm socket 40kg.

- 
78cm
- 
161cm
- 
4.6kg
- 
Type34



PUMP CUP WITH 16MM SOCKET **241S**

A suction cup with a fixed 16mm socket incorporating a safety pin for added security.

- 
1.2kg
- 
2kg
- 
16mm



PUMP CUP WITH 16MM SWIVEL SOCKET **241**

Suction cup for small fixtures and lightweight equipment. Ø: 150mm. 16mm bushing with safety pin.

- 
1.2kg
- 
2kg
- 
16mm

Arms



Used in conjunction with stands or clamps, the range of Manfrotto arms, multi positioning arms and attachments enable accurate positioning of lighting and effects. The Magic Arm and the Variable Friction Arm are outstanding, using a single convenient and fast action locking lever or knob to lock or partially lock the two arms and the two swivel studs. Among the most remarkable products in this range are the double articulated arms, enabling quick positioning thanks to their quick lock knobs. Manfrotto range of arms is integrated with hydrostatic arms kits.

Wherever you need to position your camera, light or accessory, we have an arm to fit the task. Can be combined with clamps, mounting plates and connectors and used in conjunction with virtually any product in the Manfrotto range.

Wherever you need to position your camera, light or accessory, we have an arm, a bracket or a bar to fit the task. Can be combined with clamps, mounting plates and connectors and use in conjunction with virtually any product in the Manfrotto range.





MAGIC ARM 143N

Articulated arm, without accessories, with centre level to lock all 3 movements. Length: 53cm.



1.07kg



16mm with 1/4" female attachment



3kg



16mm with 3/8" female attachment



VARIABLE FRICTION ARM 244N

Friction Arm with variable friction and locking of arm obtained by adjusting knob.



1.09kg



16mm with 1/4" female attachment



3kg



16mm with 3/8" female attachment



MAGIC ARM KIT 143

Articulated arm with centre lever to lock all 3 movements. Length: 53cm. Supplied with: Camera/Umbrella Bracket 143BKT, Super Clamp 035, Backlite Base 003.

- 
 2.55kg
- 
 16mm with 1/4" female attachment
- 
 3kg
- 
 16mm with 3/8" female attachment + Camera Bracket Art. 143BKT



MAGIC ARM WITH CAMERA BRACKET 143A

Magic Arm with camera bracket only.

- 
 1.07kg
- 
 16mm with 1/4" female attachment
- 
 3kg
- 
 16mm with 3/8" female attachment + Camera Bracket Art. 143BKT



VARIABLE FRICTION ARM WITH CAMERA BRACKET 244

Features as 143A, but a large locking knob takes the place of the cam-lever. Variable friction and locking of arm obtained by adjusting knob. Comes complete with Camera/Umbrella Bracket 143BKT only.

- 
 1.09kg
- 
 16mm with 1/4" female attachment
- 
 3kg
- 
 16mm with 3/8" female attachment + Camera Bracket Art. 143BKT



MEDIUM HYDRO KIT 825

Medium Hydrostatic arm, featuring 5/8" and 1/4" pins to support larger and heavier items, is now combined with our Super Clamp 035.



0.96kg



4kg



MINI HYDRO KIT 830

Mini Hydrostatic arm, combined with the smallest clamp, gives you an exceptional load capacity at the minimum size.



0.32kg



3.5kg



SMALL HYDRO KIT 827

Small Hydrostatic arm is the ideal companion of a Nano Clamp for an even better versatility.



2.2kg



0.325kg



FLEX ARM 237

Flexible arm, Ø 13mm, 55cm long with hexagon stud to fit Super Clamp Q35 with 3/8" female thread and 16mm stud with 1/4" male thread type 18.



0.3kg



Type 18



0.3kg



16mm



HEAVY DUTY FLEX ARM 237HD

Same as 237, but Ø 18mm.



0.3kg



Type 18



0.5kg



16mm



TILT-TOP HEAD 155

Twin swivelling 16mm spigots and single lever lock. Supplied with: Camera/Umbrella Bracket 143BKT. Height: 14.5cm.



0.5kg



16mm



16mm + Camera Bracket Art. 143BKT



TILT-TOP HEAD 155BKL

Tilt-top head alone, available separately without Camera/Umbrella Bracket.



0.4kg



16mm



16mm



SWIVELLING ADAPTER 026

Baby female multi-adapter, free to rotate.



17,5mm



17,5mm



CAMERA/UMBRELLA BRACKET **143BKT**

Camera bracket only.



BASE FOR ARTICULATED ARM **196BASE**

Floor desk base for 196, 143, 237, 237HD and 244.



2.2kg



Type 1



CAMERA FLASH ARM **233B**

2 section (Ø 19 and 16mm) telescopic lift. Minimum height: 30cm, maximum height: 45cm.



0.44kg



0.5kg



Type 1

Manfrotto broadens its family of articulated arms, providing end users with a versatile and robust range of products with excellent performance.

The new articulated arms have been designed to be compact and lightweight yet offer high loads capacity and optimum arm length in order to guarantee extreme ease of use, practicality and positioning flexibility with improved safety and reliability.



SINGLE ARTICULATED ARMS: 2 & 3 SECTIONS

A more versatile version with telescopic features that make this product even more compact than before. Two available versions – at two and three sections- in order to ensure broad range of length, from 605 to 850mm.

Code	Sections	Top attachment	Bottom attachment	Max length	Max load at full extensions	Weight
196AB-2	2	16mm spigot with 3/8" light attachment	16mm spigot (compatible with Super Clamp) with 1/4" thread	605mm	1.5kg	0.4kg
196AB-3	3	16mm spigot with 3/8" light attachment	16mm spigot (compatible with Super Clamp) with 1/4" thread	850mm	1kg	0.5kg
196B-2	2	camera bracket with 16mm spigot and camera attachment	16mm spigot (compatible with Super Clamp) with 1/4" thread	605mm	1.5kg	0.53kg
196B-3	3	camera bracket with 16mm spigot and camera attachment	16mm spigot (compatible with Super Clamp) with 1/4" thread	850mm	1kg	0.63kg





Sliding extensions allow for flexible positioning. Easy to use, even in reduced spaces.

Just turn knob to click-stop and arm position is immediately locked.



Double-anchored spigot with hexagonal (for Super Camp attachment) & universal (for maximum compatibility) sections. Gives extra strength and anti-rotation rigidity.

ARTICULATED ARMS

DOUBLE ARTICULATED ARMS: 2 & 3 SECTIONS

Excellent performance: robustness, lightness and versatility... these are the features of the new double articulated arm range. The 396 family has been developed to provide greater robustness than the 196 range and to support heavier loads (upto 5kg), though keeping versatility thanks to its extendable sliding arm system (extends upto 860mm), further enhanced by its quick lock system.

The new bottom attachment adds to the strength and versatility of the 396, with a spigot that combines both a hexagonal part (for anti-rotation fixing to the Superclamp system) and a universal adapter section (for fitting to a wide range of stands, clamps and accessories).


Code	Sections	Top attachment	Bottom attachment	Max length	Max load at full extensions	Weight
396AB-2	2	16mm spigot with 3/8" light attachment	Double-anchored 16mm hexagonal/universal spigot	625mm	5kg	0.5kg
396AB-3	3	16mm spigot with 3/8" light attachment	Double-anchored 16mm hexagonal/universal spigot	860mm	4.5kg	0.79kg
396B-2	2	camera bracket with 16mm spigot and camera attachment	Double-anchored 16mm hexagonal/universal spigot	625mm	5kg	0.64kg
396B-3	2	camera bracket with 16mm spigot and camera attachment	Double-anchored 16mm hexagonal/universal spigot	860mm	4.5kg	0.9kg



Still Life



Indispensable for all professional still life photographers, Manfrotto Still Life tables are made with lightweight aluminium tubing, dedicated clamps and translucent white Perspex covers for back- or front-lighting of your subject. Their design allows continuous adjustment of the curved backdrop at different angles, making them ideal for product photography. Full modularity makes the table easy to assemble and disassemble. The Manfrotto Still Life line is complete with the well-known Multiclamp system. This extremely flexible and modular system allows you to design and create all sorts of supports that can be easily set up, dismantled and reused for completely different applications. Several accessories will allow you to deal with specific problems.



Multi-purpose shooting tables.

Model 220 is fully compatible with the Multiclamp range giving you the possibility to modify and adapt its features to your needs.

Easily assembled/disassembled aluminium structure.



STILL LIFE TABLE 220 B

Still Life Table with white, translucent perspex cover for back or front lighting.
 Size of panel: 200x122cm.
 Distance from floor to flat surface: 83cm.
 Height with back on vertical position: 193cm.
 Adjustable tilting back.



18.6kg



15kg

STILL LIFE TABLE WITHOUT COVER 220PSL B Not illustrated

Same as 220, without perspex cover.

PERSPEX COVER FOR STILL LIFE TABLE 220PX Not illustrated

White, translucent perspex cover for back or front lighting.
 Size of panel: 200x122cm.



Quick-change spring clips hold the table cover to the frame.



Adjustable tilting back.



Easy tool-free assembly.



MINI STILL LIFE TABLE **320** **B**

Smaller version of Still Life Table model 220. Size of panel: 150x78cm.
 Distance from floor to flat surface: 70cm.
 Height with back in vertical position: 157cm.
 Adjustable tilting back and adjustable front legs.



10kg



10kg

MINI STILL LIFE TABLE WITHOUT COVER **320PSL** **B** Not illustrated

Same as 320, without perspex cover.

PERSPEX COVER FOR MINI STILL LIFE TABLE **320PX** Not illustrated

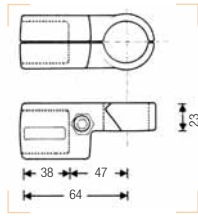
White, translucent perspex cover for back or front lighting.
 Size of panel: 150x78cm.



Adjustable tilting back.

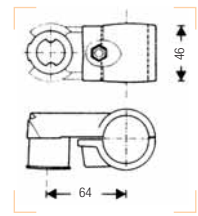


Easy tool-free assembly.



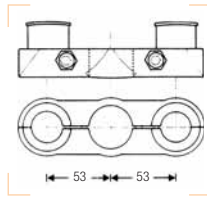
BASIC CLAMP MT001

Used to connect tubes at a right angle.



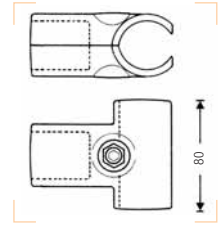
VARIABLE ANGLE CLAMP MT002

Used in conjunction with MT001 to create a structural pivot.



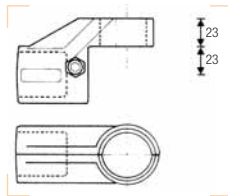
DOUBLE VARIABLE ANGLE CLAMP MT003

Used in conjunction with two MT001, to bridge one structural pivot into two.



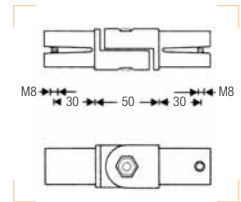
"T" CLAMP MT004

Used like MT001, when a stronger connection is required.



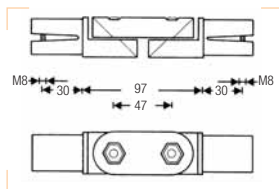
RIGHT ANGLE CLAMP MT005

Used to connect a third or fourth crossing tube on the same axis.



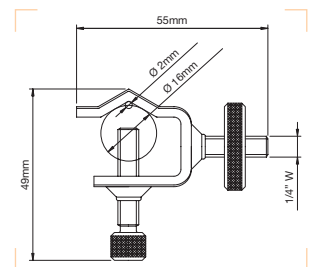
ARTICULATED JOINT 180° MT045

Two tubes can be fixed at any angle from 90° to +90°.



ARTICULATED JOINT 360° MT046

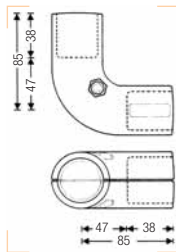
Joins two tubes at any angle from 180° to +180°.



MICRO CLAMP 196AC

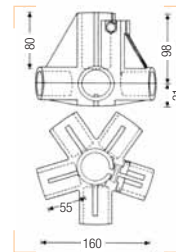
Grips items from 2mm to 16mm thick.

 0.06kg



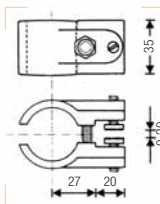
90° CURVED CLAMP MT029

Joins two tubes at 90° to each other.



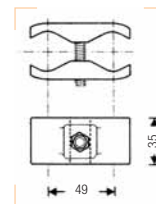
FIVE-WAY BASE CLAMP MT056

Joins upto five tubes on the same plane at 72° to each other, plus one tube on the perpendicular plane.



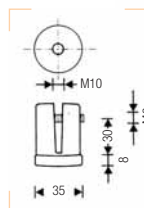
PANEL CLAMP MT013

Used to clamp large panels.



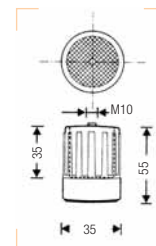
PARALLEL CLAMP MT014

Used to clamp two tubes in parallel.



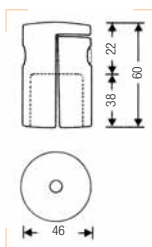
FOOT ADAPTER MT021

Expands and locks into tubes enabling the connection of various accessories (MT022, MT023, MT027, etc.).



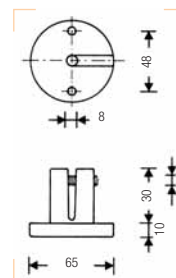
ADJUSTABLE FOOT MT022

Must be connected with MT021.



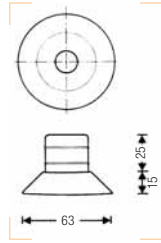
WALL TO WALL ADAPTER MT024

Used to fix tubes from wall to wall.



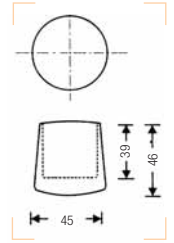
LARGE FOOT ADAPTER MT036

Used to fix a tube to wall or floor.



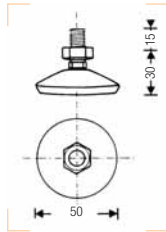
RUBBER TUBE FOOT MT015

Set of two.



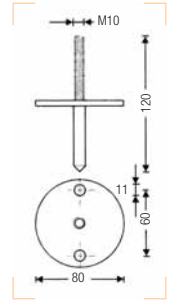
RUBBER TUBE COVER MT016

Set of two.



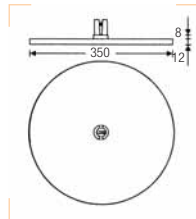
DISK FOOT MT030

Must be connected with MT021 or MT025.



OUTDOOR SPIKE MT023

Must be connected with MT021 or MT025.



DISK BASE MT065

Base plate for added stability.



WHEEL SET 103

Ø: 80mm without brakes, with M10 attachment. Set of three.



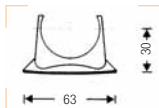
WHEEL SET 104

Wheel set Ø: 75mm with brakes and M10 attachment. Set of three.



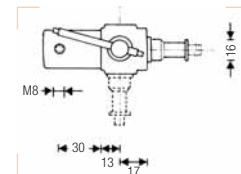
WHEEL SET 104G

Ø: 100mm without brakes, with M10 attachment. Set of three.



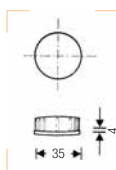
RUBBER SUCKER MT034

Used to support smooth panels/glass above horizontal tubes.
Can be used as a foot below horizontal tubes (set of two).



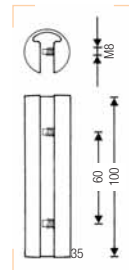
16MM SOCKET MT025

Used to mount standard 16mm light fixtures.



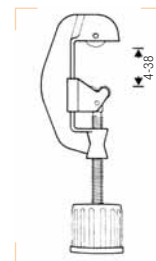
TUBE END PLUG MT017

Closes the ends of tubes.
Not suitable for use as a foot (set of two).



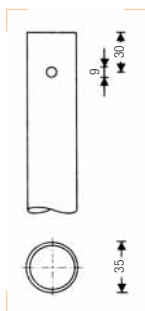
TUBE CONNECTOR MT020

Used to connect two tubes end to end.



TUBE CUTTER MT018

Cut multiclamp tubing to the exact length you need for made-to-measure structures.

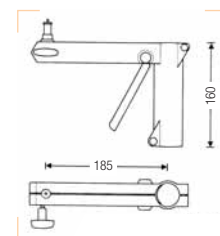


50CM LONG ALUMINIUM TUBE MT105 B

100CM LONG ALUMINIUM TUBE MT110 B

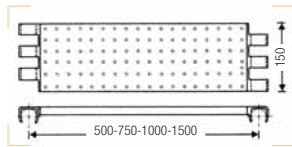

115CM LONG ALUMINIUM TUBE MT115 B

120CM LONG ALUMINIUM TUBE MT120 B



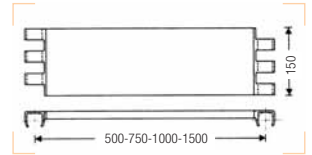
SLIDING SUPPORT ARM 231ARM

Quick release arm, used to mount standard 16mm light fixtures, attachments 16mm female and Spigot 013 (16mm male and 1/4" - 3/8" screws).



PANEL WITH HOLES MT007

These panels have plastic clips at either end which grip onto tubes to allow the creation of continuous planes (non-walkable) for use as shelves, supports or narrow walls.
Length: 500mm.



PANEL MT007P

Same as MT007, without holes.
Length: 500mm.

PANEL WITH HOLES MT008 Not illustrated

Length: 750mm.

PANEL MT008P Not illustrated

Length: 750mm.

PANEL WITH HOLES MT009 Not illustrated

Length: 1000mm.

PANEL MT009P Not illustrated

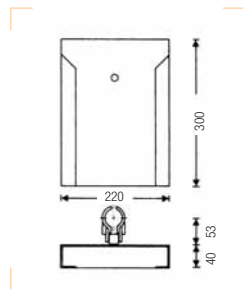
Length: 1000mm.

PANEL WITH HOLES MT011 Not illustrated

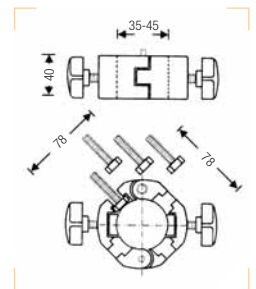
Length: 1500mm.

PANEL MT011P Not illustrated

Length: 1500mm.



BROCHURE HOLDER MT062




AUTOPOLE TO MULTITUBE ADAPTER MT052

Used in conjunction with MT021 to connect multitube with 40-45mm tubes.



DOT & FINGER KIT I1550 KIT

Comprising:
 1 x 3" (7.5cm) Single+Double,
 1 x 6" (15cm) Single+Double,
 1 x 6" (15cm) Silk,
 2 x 6" (15cm) Flags,
 1 x 12" (30cm) Single,
 1 x 14" (36cm) Silk,
 1 x 14" (36cm) Flag,
 2 x Mini Flex Arm, 1 Bag.




DOTS & FINGERS

Designed to be mounted on flex or articulated arms, Dots and Fingers are essential tools to create precise light effects on small areas. Our complete range, available in different dimensions and various fabric types, provides the right solution to your needs.

Fabric	Description	Dot	Dot	Dot	Finger	Finger
	Size (Inches)	3	6	10	2x12	4x14
	Size (cm)	7.6	15	25	5x30	10x35
Single Scrim		I 100S	I 200S	I 300S	I 400S	I 500S
Double Scrim		I 100D	I 200D	I 300D	I 400D	I 500D
Silk		I 100K	I 200K	I 300K	I 400K	I 500K
Solid Black		I 100B	I 200B	I 300B	I 400B	I 500B
Sunlite / White		I 100SW	I 200SW	I 300SW	I 400SW	I 500SW
Gold / Silver		I 100GS	I 200GS	I 300GS	I 400GS	I 500GS

Background Support System



Our extremely modular background support system is reliable, simple to use and flexible enough to match most of your support needs for paper, drapable, hand-painted or canvas backgrounds, in the studio or on location. For core mounted backgrounds the system used is based on the Expan chain operated drive developed by Manfrotto.

The Expan can be mounted on dedicated hooks which vary in shape and design depending on the number of backgrounds to be used.

If, as usually happens with canvas backgrounds, there is no central core around which to wrap the background material, Manfrotto provides a three section telescopic pole that can be attached on top of a set of two stands, making it ideal for location assignments.



Manfrotto motorised background support system composed by:



CONTROL BOX - 220V **852**

Main control box power supply voltage - 230V 50Hz (European version) with Infra Red remote controller. Manfrotto's motorised EXPAN system is based on the well known manual EXPAN device, a fast and efficient paper background drive set designed by Manfrotto to easily and rapidly roll and unroll all types of backgrounds (using a similar technique to that used on window blinds). The 852 and 851 EXPAN background units build on the practicality of the original concept and add motorised, remote controlled practicality and ease of use to perfectly control the deployment of up to 10 backgrounds.

Controls up to 10 motors (therefore 10 backgrounds).

Operating functions controlled by included IR remote controller. Advanced IR communication functions.

- Remote controller and control box are both programmable for operation on one of seven different channels - therefore if two control box systems are used in the same room, they can be set to different channels to avoid interference. In this case, it is not possible to control both main control boxes with one remote IR controller.
- Communication protocol IRUP - Infra Red over UPSEC Protocol.
- Advanced IR receiver is very sensitive to remote controller signal but extremely disruption-proof.
- Advanced background motor control functions.
- Each channel has independent, programmable background stop levels for max and min extension positions. Positions are remembered even after power off.
- Manual mode background positioning.
- "Overload sensor" - automatically stops motor to protect equipment in case of overloading.
- "All backgrounds up" function - automatically rolls all backgrounds with a single touch of a button.
- "Background Start-up" function for easy background positioning in manual mode.
- "Fast stop" function - stops the background immediately, also reduces motor inertia after power off.
- Advanced background rolling modes, which speed-up system operation i.e. rolling up unused backgrounds.

Integrated easy-read display (digit height 45mm) shows selected background number.

Standby mode for minimised power consumption.

Internal software upgrades possible via ordinary PC (cable and software upgrades supplied separately).

Communication follows UPSEC protocols to permit future extensions of the product (e.g. control by PC, radio, etc.).

Sound signals for easy operation.

Customisable - user can change parameters of the control box such as background working modes, sound on/off, etc.

Owing to differences in international standards, main power supply cable is not included.

Each control box has two "test" functions, which roll selected backgrounds up and down.

Background roll supporting spigots Single version only (1 pair for each background to be supported):

Code: 850

Control box with Infra Red remote controller 2 versions are available depending on voltage of local mains electric supply:

Code: 851 (for 110V supply)

Code: 852 (for 220V supply)

Hooks (pair) 3 versions to support 4/6/10 backgrounds:

Code: 854-4

Code: 854-6

Code: 854-10

Mains electric power cable 3 different power leads are available to fit the most common electric sockets:

Code: 850US

Code: 850EU

Code: 850UNIV

CONTROL BOX - 110V **851** Not illustrated

Main control box power supply voltage - 110V 50/60Hz (Asia/US version) with Infra Red remote controller.



BACKGROUND ROLL SUPPORTING SPIGOTS **850**

Supplied in sets (one set = 1 passive roller and 1 active motor drive).

Heavy duty motor to allow operation of heavy backgrounds (up to 12kg). Smooth operation thanks to cardan - type clutch.

Equipped with hall-effect electronic position sensors, enable positioning precision down to 1/3 of a turn.

Very easy to install - just plug in jacks.

Cable to Main control Unit 1.5 meter length.



HOLDER FOR 4 BACKGROUNDS 854-4

Set of two universal holders for 4 backgrounds.
 Can be hung from wall or ceiling.
 Holders max load (depending on wall/ceiling) 100kg.
 Supplied screws may not be suitable for all wall/ceiling types.



MAIN POWER CABLE - USA 850US

Main power cable for Control Box USA plug.
 Type NEMA5-15P - 2.5mt long.



HOLDER FOR 6 BACKGROUNDS 854-6

Set of two universal holders for 6 backgrounds.
 Can be hung from wall or ceiling.
 Holders max load 140kg when holders are attached to the ceiling, 70kg if attached to the wall.
 Supplied screws may not be suitable for all wall/ceiling types.



MAIN POWER CABLE - EUROPEAN 850EU

Main power cable for Control Box European plug. Type CEE7-Y11.
 2.5mt long.



HOLDER FOR 10 BACKGROUNDS 854-10

Set of two universal holders for 10 backgrounds.
 Can be hung from wall or ceiling.
 Holders max load 180kg (depending on wall/ceiling).
 Supplied screws may not be suitable for all wall/ceiling types.



MAIN POWER CABLE 850UNIV

Main power cable for Control WITHOUT PLUG.
 2.5mt long.

MOTORISED EXPAN KIT 852K-4 Not illustrated

Composed by 852 + 854-4 + 850EU and four 850.

MOTORISED EXPAN KIT 851K-4 Not illustrated

Composed by 851 + 854-4 + 850EU and four 850.

The Manfrotto background support system is based on the Expan, a fast and efficient background drive set. Insert the EXPAN into the background roll, block and use the chain to roll the paper up and down as you wish.



EXPAN 046

Background paper drive set for one roll. Including plastic chain and weight. Expands from: Ø 46mm to 78mm.



1.2kg



10kg

EXPAN WITH METAL CHAIN 046MC Not illustrated

Same as 046 with metal chain.

A system of hooks is available in pairs and can support 1, 3 or 6 backgrounds when used in conjunction with the Expan. B/P Hooks can be attached to Autopole by using the Super Clamp 035 or screwed directly onto a wall or ceiling.



EXPAN ATTACHMENT 081

Another quick solution to hang your expan up to a baby stand.



0,204kg



16mm



B/P TRIPLE HOOKS 045

Set of two background paper holders for three Expan 046. Can be fixed to a wall with supplied studs and screws, or to Super Clamp 035 by means of supplied screw set.



2.05kg



B/P HOOKS 045-6

Set of two brackets for six Expan 046 sets. To be fixed to a wall with supplied screws.



4.4kg



B/P CLAMPS 044

Same as 045 but ready for use on Autopoles®, including two Super Clamp 035.



2.85kg



B/P SINGLE HOOKS 059WM

Wall fixing background paper holder set for one Expan 046. Complete with screw set.



0.54kg



B/P SINGLE HOOKS 059

Set of two wall fixing background paper holders for one Expan 046. Plugs into Super Clamp 035 socket.



0.42kg



MINI B/P SINGLE HOOKS 177

Set of two hooks for Expan 046 background paper holder to fit on Mini Clamp 171.



0.125kg



EXPAN CHAIN - 1M LONG, GREY 091G

1m extra chain for Expan 046 to extend the standard one. Available also in the following colours: Red - code 091R; Black - code 091B.



0.06kg



EXPAN RED METALLIC CHAIN 091MCR

Can replace plastic chain on Expan 046. Total length: 3.5m. Available also in the following colours: sGrey - code 091MCG; Black - code 091MCB.



0,6kg

EXPAN CHAIN - 3M LONG, GREY 091FLG Not illustrated

3m extra chain for Expan 046. Available also in the following colours: Red - code 091FLR; Black - code 091FLB.



CHAIN WEIGHT 094

Provides weight to keep Expan chain tight.



0.3kg



B/P COUNTERWEIGHT 062-2

Counterweight for background paper in 2 sections.
Length: 275cm.



0.85kg



ALU-CORE 047-2

Aluminium core in 2 sections Ø: 50mm for uncored back round paper.
Has adhesive tape for sticking on paper. Length: 275cm.



1.28kg

ALU-CORE 047-3 Not illustrated

Same as 047-2 but longer. Length: 366cm.



1.28kg



SET STANDS KIT **314B**

Designed to support rolls or sheets of background paper or any other ground material.

The kit comprises of:

1 x 3 Section Telescopic Pole Art. 272B,

2 x Baby Stand,

2 x Mini Spring Clamp Art. 275 and Transport Kit Bag.

* distributed on background roll



4.2kg



10kg*

TELESCOPIC POLE **272B** Not illustrated

3 section telescopic background pole on it's own.

Minimum extension: 112cm.

Maximum extension: 298cm.

Weight: 0.25kg.

Attachment: type 25.

Sky Track System





Ideal for all photo and video studios where the floor needs to be kept totally clear of power cables and lighting stands, the Sky Track System permits rapid manoeuvre and setting of suspended large lights or lights with awkwardly sized accessories like soft boxes.

It solves positioning problems even on complex sets or in studios of the most unusual dimensions, and offers considerable advantages and ease of use compared to traditional floor stands.

Manfrotto Sky Track System has a broad range of accessories to adapt your space to the ideal studio and to provide perfect compatibility with all types of lights, whether photographic, video or film.

The Sky Track System is a comprehensive range of lighting suspension for all situations from small studios to the largest ones. Manfrotto line includes the versatile ceiling mounted, rails, manual and motorised pantographs and a wide range of brackets and support.



BLACK ANODISED 3M RAIL **FF6003B**

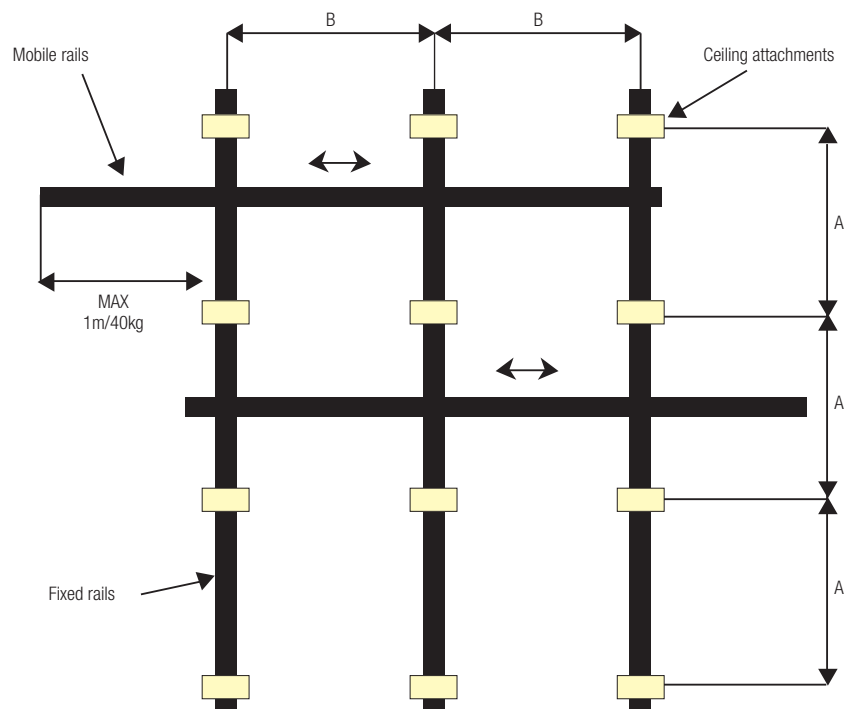
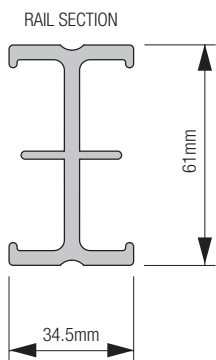
These rails are made in section of black anodised aluminium in standard lengths as listed. For fixed rails, longer sizes are obtainable by fitting two or more rails together. Sliding rails cannot be joined. To connect two fixed rails use code FF3208. You must always support the junction of two rails with a ceiling attachment placed on the junction itself. Moving rails longer than 3m must be supported with more than two fixed rails. The maximum distance (B) between any of these fixed rails is 2m (see drawing).

ANCHORAGE POINT

The spacing of the rail support brackets depends on the load anticipated on the rail itself, but should generally be in accordance with the table below, "A" indicates the distance between two anchorage points. However we advise that fixing brackets should not be spaced more than 2m apart.

BLACK ANODISED 4M RAIL **FF6004B** Not illustrated

BLACK ANODISED 5M RAIL **FF6005B** Not illustrated



Rail working Max load chart

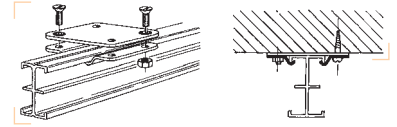
A (mm)	Weight (kg)
1000	200
1500	100
2000	50



BRACKET FOR CEILING ATTACHMENT **FF3210**

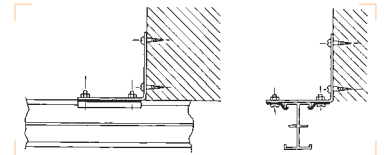
Bracket for ceiling attachment of the rail.

It is advisable to pre-assemble these brackets on the rails at ground level to ensure correct alignment before screwing to a ceiling.



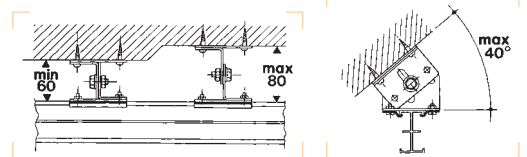
ANGLE BRACKET ("L"-SHAPED) FOR FIXING TO BEAMS **FF3212**

Bracket for wall attachment of the rail.



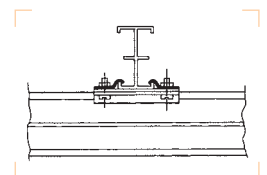
ADJUSTABLE BRACKET FOR IRREGULAR CEILINGS **FF3215**

Allows height differences in ceilings of maximum 2cm; combining two brackets you can compensate for differences of maximum 4cm.



DOUBLE BRACKET FOR RAIL CROSSINGS **FF3211**

This is used to permanently attach two rails at a right angle or parallel.





CEILING BRACKET WITH 30CM EXTENSION **FF3216**

Used alone or in combination these brackets allow the attachment of the rails at the desired height.

CEILING BRACKET WITH 50CM EXTENSION **FF3218** Not illustrated

CEILING BRACKET WITH 100CM EXTENSION **FF3220** Not illustrated



EXTENSION BRACKET FOR VARIOUS HEIGHTS **FF3215A**

Its length is adjustable from 10cm to 15,5cm. Using the clamp screw, you can obtain all intermediate sizes. Provided with a security lock, in case the regulating screw loosens, blocks the bracket at maximum extension. It's used to compensate for height differences in ceilings of 5,5cm or more, with combinations of other brackets. It's also used for obtaining intermediate sizes in combination with the extendable ceiling brackets.



KIT OF 4 END STOPS WITH 4 CABLE CARRIAGES **FF3207**

These fit to the holes on the ends of a rail to prevent carriages leaving the rail and to prevent moving rails leaving their carriages.
IMPORTANT: must be fitted to upper and lower holes on moving rails but only to lower holes on fixed rails.



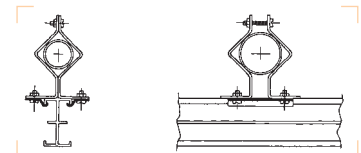
ALIGNING CONNECTORS FOR FIXED RAILS **FF3208**

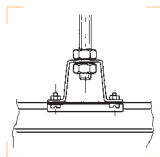
A pair of clamp plates with screws to join two fixed rails together by clamping across the junction on the upper guide, using holes provided in the rail.
IMPORTANT: the junction must always be supported by a rail-mounting bracket placed astride



BRACKET FOR TUBE ATTACHMENT **FF3214**

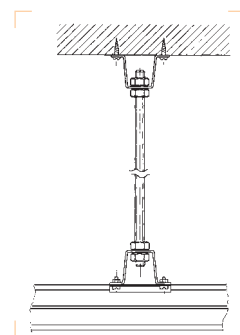
This can be fastened to tubes with diameters from 35mm to 50mm inclusive. It's used to directly support the rail that can be fixed in place either longitudinally or transversely. This bracket can be used as a brace for fixed supports, as well.





BRACKET FOR CEILING ATTACHMENT FF3214A

Can be attached directly by screws or rods with a maximum diameter of 1/2". Before mounting the bracket it is advisable to standardize the length of both the rods and screws. Fix the bracket between a nut allowing the screw on the inside of the bracket to protrude about 1,5cm. When fixture is completed, it is then possible to regulate a perfect rail levelness by adjusting the nuts which fasten the brackets.



RAIL MOUNTING KIT WITH M12 STUD FF3214B

Comprised of a bracket to be attached to the ceiling with 4 screws, a 1m long M12 rod completely threaded, 4 M12 nuts, and a bracket for the rail fixture. The rod can be cut to the desired size and then attached to the bracket by way of the nuts supplied. The rod must protrude approx 1cm on the inside of the bracket.

When fixture is completed, it is then possible to regulate a perfect rail levelness by adjusting the nuts which fasten the brackets.



DISMOUNTABLE SLIDING CARRIAGE WITH 4 WHEELS AND 16MM SPIGOT FF3228

This carriage can be inserted directly at any point on the rail by unscrewing the wheel plate. This is used when it becomes necessary to add a supplementary carriage to an already assembled RAIL SYSTEM installation. It is free-sliding and is suitable for normal loads.



SLIDING CARRIAGE WITH 4 WHEELS AND 16MM SPIGOT FF3230

It is free-sliding carriage. It is suitable for normal weight loads up to 60kg.



MOTORISED CARRIAGE WITH 16MM SPIGOT FF3340

It is powered with a 24 Vdc motor and must be fed and operated by an electronic power supply, code FF3288M/FF3286M.



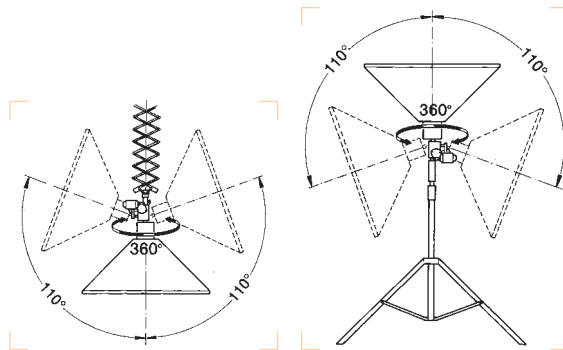
SLIDING CARRIAGE WITH 4 WHEELS, BRAKE AND 16MM SPIGOT FF3229

This is provided with a brake which keeps it locked in the position where it is placed. It is suitable for normal loads up to 60kg. To release brake pull down on wire with operating pole.



MOTORIZED HEAD FF3450

Motorised head with 2 motors for the rotation made up of a small bank, flash or television camera. It has a 16mm spigot on both sides. It can be positioned between a pantograph and utilisation (illuminator, small bank, flash, video camera, etc.) or it can also be mounted onto a stand. It allows a combined rotation of 360° on axis X and 110° on axis Y. It is powered by two 24 Vdc motors that must be fed and operated by an electronic power supply FF3288M/FF3286M1; motor powers the rotation on axis X and the other on the axis Y.



DOUBLE SLIDING CARRIAGE FF3232

Both the upper carriage and the lower one are free-sliding.



DOUBLE SLIDING CARRIAGE WITH DOUBLE BRAKE FF3235

This is equipped with brakes on both upper and lower carriages. The upper brake blocks the carriage on the fixed rail, while the lower carriage's brake blocks the sliding of the moving rail.



DOUBLE SLIDING CARRIAGE WITH ONE BRAKE FF3236

This is provided with a brake on only one carriage. Normally, the carriage with brake is mounted on the fixed rail so that it is locked into place enabling the mobile rail to slide. If the carriage with brake is mounted onto the mobile rail, you obtain the opposite effect, that is, the sliding of the mobile rail gets blocked, while the carriage can freely slide on the fixed rail.



MOTORIZED DOUBLE CARRIAGE FF3350

The upper carriage is powered by a 24 Vdc motor which must be fed and operated by an electronic power supply code FF3288M/FF3286M. The lower carriage is equipped with a brake which blocks the mobile rail from sliding.



DOUBLE SLIDING CARRIAGE WITH AN EXTRA HEIGHT FF3325

It is used together with the motorised carriage code FF3350. The upper carriage, is as high as the motorised carriage. Both the upper carriages and the lower one are free-sliding.



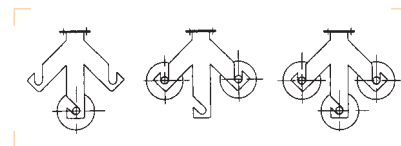
FIXED BRACKET ON RAIL WITH 16MM SPIGOT FF3856

The 16mm spigot allow the mounting of lights or accessories with 16mm female attachment.



FIXED BRACKET ON RAIL WITH 16MM FEMALE ATTACHMENT FF3221

The 16mm socket allows the mounting of lights or accessories with 16mm male attachments.



SET OF 2 SUPPORTS WITH TRIPLE BACKGROUND HOOKS FF3224

These can be fixed directly onto the rails in order to have the backgrounds in a fixed position, or they can be fixed to simple carriages with the help of the fixed brackets code FF3221, in order to have a background in a movable position.




KIT OF 5 CABLE CARRIAGES WITH BEARING FF3226C

These are from the end of the rail and run on ball-bearings. They are suitable for heavy cables.



KIT OF 5 CABLE CARRIAGES FF3226

These are inserted from the end of the rail. They do not need wheels as they slide along the rail and are suitable for normal cables.



CABLE HOLDER CARRIAGES FOR LARGE SECTION CABLES FF3226V

Runs on ball bearings. Holds cables up to 16mm diameter.



KIT OF 5 DISMOUNTABLE CABLE CARRIAGES FF3226S

By slightly opening them, they can be inserted at any point on the rail. They are suitable for light weight cables.



OPERATING POLE 427B-4.0

4 sections, 3 risers. Ø: 28, 24, 20, 16mm.
Minimum extension: 160cm. Maximum extension: 400cm.
Closed length: 142cm.

OPERATING POLE 427B-6.5 Not illustrated

4 sections, 3 risers. Ø: 28, 24, 20, 16mm.
Minimum extension: 220cm. Maximum extension: 650cm.
Closed length: 200cm.



16MM FEMALE / 28MM FEMALE SPIGOT ADAPTER FF3257

It has a 16mm female attachment on one side and a 28mm female attachment on the other. It is used to fit accessories with 28 spigot to the RAIL SYSTEM.



16MM MALE / 28MM FEMALE SPIGOT ADAPTER FF3260

This adapter has a 16mm spigot on one side and a 28mm female attachment on the other. It is used to connect accessories with 28mm spigot to the RAIL SYSTEM. It comes complete with safety pins.



SPIGOT ADAPTER 013

Both sides have 16mm spigot. Used to connect two units with 16mm female attachment or to obtain 16mm spigot from a 16mm female attachment.



16MM FEMALE ADAPTER 158

Both sides have a 16mm attachment. Used to connect two units with 16mm spigot, or to obtain a 16mm female attachment from 16mm spigot.



BALANCE ADJUSTMENT BRACKET FF3261

It has 16mm female attachment, to be fitted between pantograph and unbalanced lighting fixtures or other appliances. Easy adjustment, by means of a single lever, allows the pantographs to work properly.



POLE OPERATED TELESCOPIC BAR 362

Designed to support heavy light fittings, and provide pole operated pan plus tilt. Closed length: 35.5cm.
Maximum height: 49cm.
Male attachment Ø 28mm and 16mm.



OVERHEAD OUTLET-BOX WITH 3 UNIVERSAL SOCKETS FF3272

It has a 16mm female attachment with shear pin and locking screw. Comes complete with 5m of three-pole cable (3 x 1,5 Sq.mm) without plug. Max load 2000 Watts.



BRACKET FOR MULTIPLE MOUNTING FF3262

Has seven 16mm spigot and can be mounted, either in a horizontal or a vertical position, to pantograph or extensions. Can carry up to six appliances.



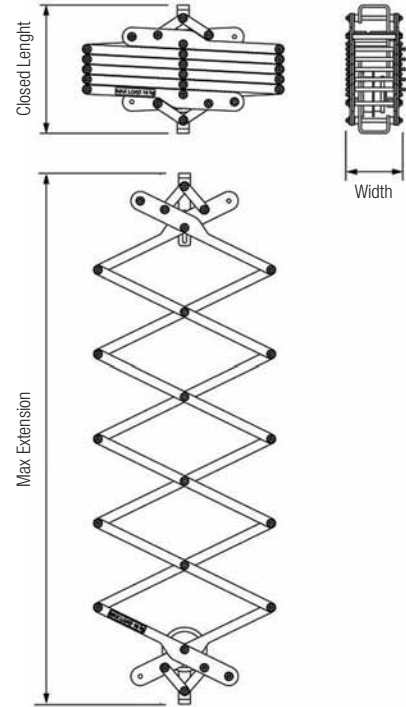
UNIVERSAL SUPPORT FOR FLASH GENERATORS AND BALLAST FF3265

Maximum width is 52cm and max height 22cm. A 16mm spigot mounted on the bracket allows fitting to RAIL SYSTEM.



POWER SUPPLY CABLE FF3278

15m of three-core cable (3 x 1.5 Sqmm) with special sockets for lighting fixture.



PANTOGRAPH TOP 4C **FF3514N86**

The pantograph is made of aluminium (P-Al MgSi UNI 3569) and manufactured according to DIN 15560-46. The attachments at both ends of the pantograph are 16mm, male on the bottom and female on the top. The load is supported by a steel cable of 2mm. diameter (safety factor 12). Loads up to 12kg can be suspended using only the patented friction device, while loads up to a maximum of 18kg require the use of the optional springs. The pantograph can be regulated to keep suspended loads from 1 to 18kg perfectly balanced. By turning the colored notched ring you can adjust the pantograph's friction; this will ensure that the load remains stable when set in position, but that it will move smoothly up and down when necessary. In any case, it is always advisable to use the springs to aid raising your pantograph. When choosing the additional spring(s) for your pantograph, you will first need to know exactly which model of pantograph you have, in order that you can select the spring of the correct length. If you have one of the new compact pantographs (with grey-painted "scissors"), look at the colour of notched ring the 2m version has a red notched ring, while the 3.8m version has a blue notched ring. After having identified the length of the pantograph, choose the appropriate spring(s) by referring to the table below.

Models	FF3514N86
Lifting rope	2mm wire rope
Safety factor rope	12
Self weight	7.3kg
Max working load	18kg
Closed length	38cm
Max extension	380cm
Width	15cm



Models	FF3512N86
Lifting rope	2mm wire rope
Safety factor rope	12
Self weight	4.7kg
Max working load	18kg
Closed length	27cm
Max extension	200cm
Width	15cm

PANTOGRAPH TOP 2C FF3512N86

Same as FF3514N86 but shorter.



SPRING TYPE 4 RED FF3531

Additional Spring for pantograph top 2C.



SPRING TYPE 4 BLUE FF3533

Additional Spring for pantograph top 4C.

SPRING TYPE 12 RED FF3532 Not illustrated

Additional Spring for pantograph top 2C.

SPRING TYPE 12 BLUE FF3534 Not illustrated

Additional Spring for pantograph top 4C.

Spring type	Counter balanced weight
Without spring	From 0kg to 4kg
Type 4	From 3kg to 8kg
Type 4 + Type 4	From 8kg to 14kg
Type12	From 9kg to 16kg
Type 4 + Type 12	From 13kg to 18kg



TELESCOPIC POST EXTENDABLE FROM 85CM TO 203CM FF3248

A telescopic system for the balanced suspension of loads. Adjustable in height with automatic positioning at the desired position. A female attachment with safety plug and locking lever is fitted at each end. The safety plug has a latch with push-button releaselatch with push-button release. To adjust the balance of the load, rotate the handle clockwise or counterclockwise. It sustains loads from 1.5kg up to 12kg max.

SMALL TELESCOPIC POST EXTENDABLE FROM 60CM TO 128CM FF3249 Not illustrated

Same as FF3248, extendable from 60cm to 128cm.



EXTENSION TUBE 50CM LONG FF3240

These are fixed extenders which have a female 16mm attachment at each end. You fix them directly on the spigot of single carriages or to the fixed support FF3222.

EXTENSION TUBE 100CM LONG FF3242 Not illustrated

Same as FF3240, 100cm long.



SAFETY STEEL CABLE FF3276

Complete with spring catch and hook-up slot. Recommended for TELESCOPIC POST and TOP PANTOGRAPH in order to avoid accidental falling of equipment. Ø 2mm - Length 350mm.



POWER SUPPLY KIT 8 CHANNELS FF3288MKIT

The kit is composed of:
 1 Power unit to convert 220Vac to 24Vdc - FF3288M.
 1 Remote control with 8 up/down push buttons - FF3289M.

POWER SUPPLY KIT 4 CHANNELS FF3286MKIT Not illustrated

The kit is composed of:
 1 Power unit to convert 220Vac to 24Vdc - FF3286M.
 1 Remote control with 4 up/down push buttons - FF3287M.



TOP TWIST FF3290

Large lighting banks can be hung from the ceiling and manoeuvred using the Top Twist, thanks to its combination of tracks/rails, carriages and remotely-controlled motor groups.

- Two parallel rails, mounted on double carriages that run on the ceiling rails, carry the bank suspension group and allow it to be manually moved backwards and forwards.
- The central plate allows 360° motorised rotation (around the axis) and permits manual movement side to side on the rails.
- The bank supported on the rail/central support can be raised & lowered at three points, each of which is controlled by an independent motor.
- Manual movements are made easier by the supplied cables (with handles).
- Motorised movements are bi-directional and run by an electronic control box with remote control unit.

The kit is composed of:

- 3 Rails 3m long - FF6003B.
- 1 Rotation kit composed of complete 360° rotation plate, rail spacers and string complete with handgrips - FF3285.
- 8 Endstops - FF3207.
- 1 Motor group complete with sliding carriage - FF3282.
- 1 Double motor group complete with sliding carriage - FF3283.
- 1 4-channels electronic power supply - FF3286M.

Attention: please note that the following parts are not included in the kit here pictured, and they should be ordered separately:

- Rail fixing brackets.
- 4 end stops.
- 4 double carriages.
- Cable carriages.
- Remote control.

For soft box with max size: 2,5 x 1,3-1,5mt
Max load: 22kg



TOP TWIST/S FF3400

Large lighting banks can be hung from the ceiling and manoeuvred using the Top Twist, thanks to its combination of tracks/rails, carriages and remotely-controlled motor groups.

- Two parallel rails, mounted on double carriages that run on the ceiling rails, carry the bank suspension group and allow it to be moved backwards and forwards.
- The central plate allows 360° motorised rotation (around the axis) and permits manual movement side to side on the rails.
- The bank supported on the rail/central support can be raised & lowered at three points, each of which is controlled by an independent motor.
- All movements are motorised & bi-directional, run by an electronic control box with remote control unit.

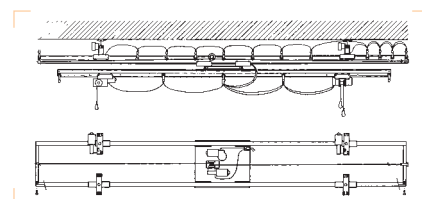
The kit is composed of:

- 3 Rails 3m long - FF6003B.
- 1 Motorised rotation kit with 2 TOP COPTER/S, motors, composed of 360° rotation plate, rail spacers and string complete with handgrips - FF3408.
- 8 Endstops - FF3207.
- 1 Motor group complete with sliding carriage - FF3282.
- 1 Double motor group complete with sliding carriage - FF3283.
- 1 8-channels electronic power supply - FF3288M.

Attention: please note that the following parts are not included in the kit here pictured, and they should be ordered separately:

- Rail fixing brackets.
- 4 end stops.
- 2 double motorised carriages, FF3350.
- 2 double sliding carriages, FF3325.
- Cable carriages.
- Remote control.

For soft box with max size: 2,5 x 1,3-1,5mt
Max load: 22kg

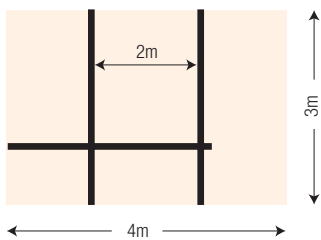


TOP SYSTEM 32 **FF3032**

Complete kit for small studios composed of 3 rails 3M long (two fixed and one mobile) and supports for 2 light sources (2 Telescopic Post).

The kit is composed of:

- 3 Rails 3m long - FF6003B.
- 2 Kits of 4 endstops - FF3207.
- 6 Brackets for ceiling fixture - FF3210.
- 2 Kits of 5 cable carriages - FF3226.
- 2 4-wheeled sliding carriages with 16mm spigot - FF3230.
- 1 Double sliding carriages - FF3232.
- 1 Double sliding carriages with single brake - FF3236.
- 2 Telescopic Post extendable from 85cm to 203cm - FF3248.
- 2 Universal spigot adapters 16mm - 013.
- 2 Safety steel cable - FF3276.

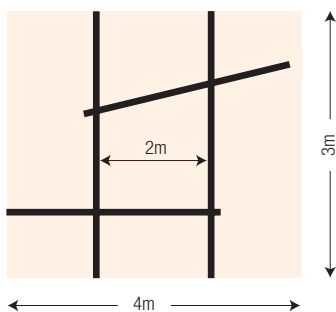


TOP SYSTEM 33 **FF3033**

Complete kit for small studios composed of 2 fixed rails 3m long, 2 mobilerails 3m long and supports for 3 light sources (1 Top Pantograph and 2 Telescopic Post).

The kit is composed of:

- 4 Rails 3m long - FF6003B.
- 3 Kits of 4 endstops - FF3207.
- 6 Brackets for ceiling fixture - FF3210.
- 3 Kits of 5 cable carriages - FF3226.
- 3 4-wheeled sliding carriages with 16mm spigot - FF3230.
- 2 Double sliding carriages - FF3232.
- 2 Double sliding carriages with single brake - FF3236.
- 2 Telescopic Post extendable from 85cm to 203cm - FF3248.
- 1 Top Pantograph extendable from 40cm to 200cm - FF3512N86.
- 2 Universal spigot adapters 16mm - 013.
- 3 Safety steel cable - FF3276.


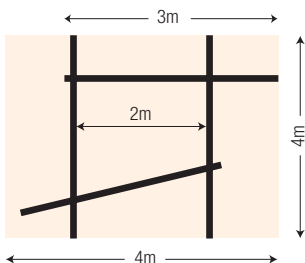


TOP SYSTEM 43 **FF3043**

Complete kit for medium-sized studios composed of 2 fixed rails 4m long, 2 mobile rails 3m long and supports for 3 light sources (3 Top Pantographs).

The kit is composed of:

- 2 Rails 3m long - FF6003B.
- 2 Rails 4m long - FF6004B.
- 3 Kits of 4 endstops - FF3207.
- 6 Brackets for ceiling fixture - FF3210.
- 3 Kits of 5 cable carriages - FF3226.
- 3 4-wheeled sliding carriages with 16mm spigot - FF3230.
- 2 Double sliding carriages - FF3232.
- 2 Double sliding carriages with single brake - FF3236.
- 3 Top Pantograph extendable from 40cm to 200cm - FF3512N86.
- 3 Safety steel cable - FF3276.

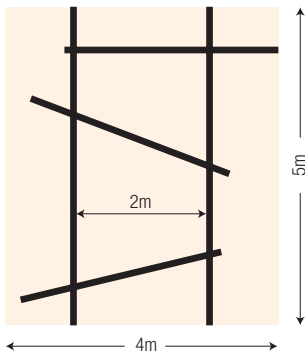


TOP SYSTEM 54 **FF3054**

Complete kit for large studios composed of 2 fixed rails 5m long, 3 mobile rails 3m long and supports for 5 light sources (4 Top Pantographs).

The kit is composed of:

- 2 Rails 5m long - FF6005B.
- 3 Rails 3m long - FF6003B.
- 4 Kits of 4 endstops - FF3207.
- 8 Brackets for ceiling fixture - FF3210.
- 4 Kits of 5 cable carriages - FF3226.
- 4 4-wheeled sliding carriages with 16mm spigot - FF3230.
- 3 Double sliding carriages - FF3232.
- 3 Double sliding carriages with single brake - FF3236.
- 4 Top Pantograph extendable from 40cm to 200cm - FF3512N86.
- 4 Safety steel cable - FF3276.



Adapters



All Manfrotto adapters provide for a high level of customization, thanks to a wide range that can accept any lighting fixture, in order to match any requirement.



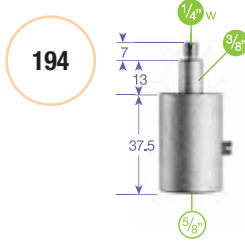
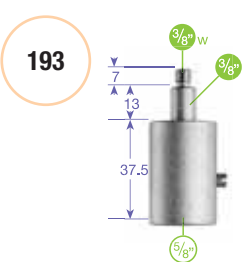
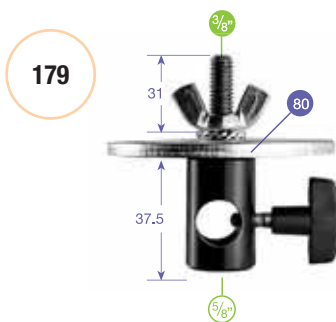
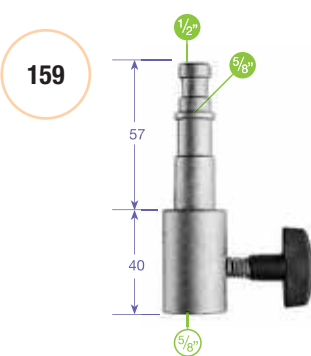
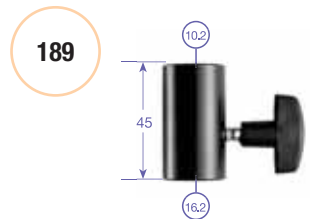
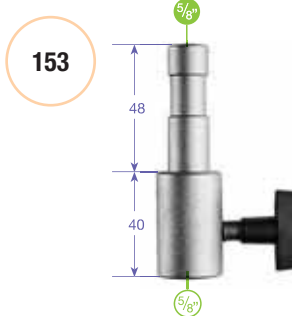
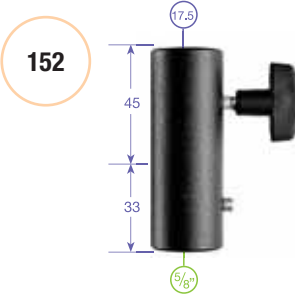
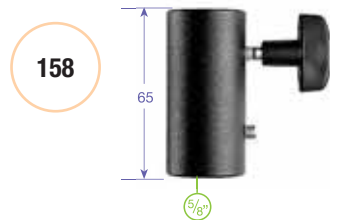
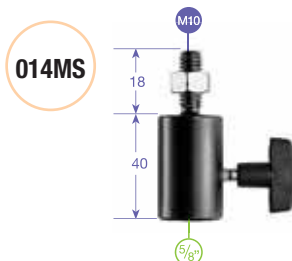
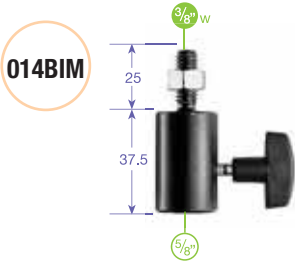
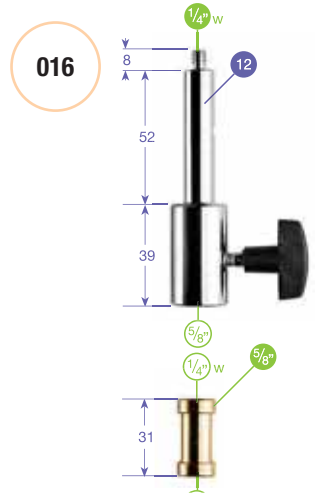
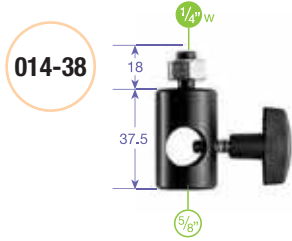
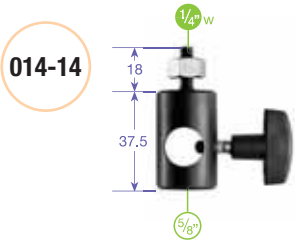
All measurements shown are metric unless otherwise stated.

$\frac{1}{4}''$ Indicates an external thread or stud diameter
 ● Metric ● Imperial


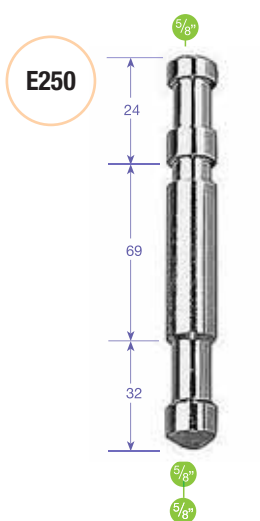
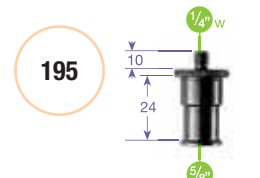
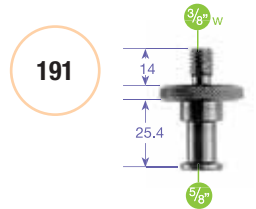
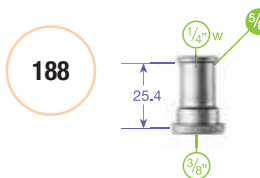
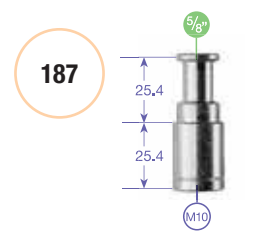
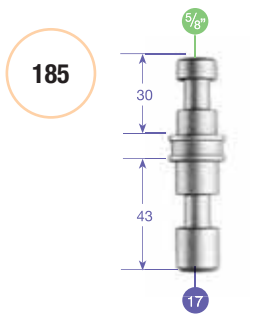
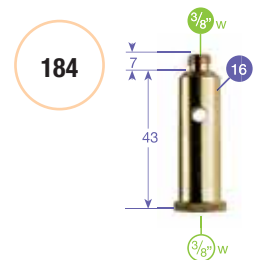
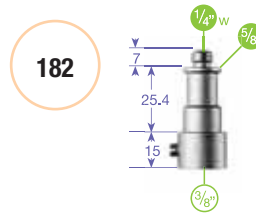
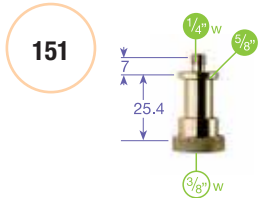
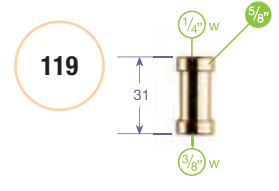
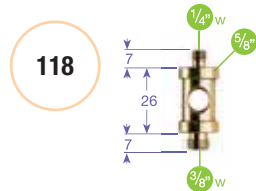
$\frac{1}{4}''$ Indicates an internal thread or socket diameter
 ● Metric ● Imperial

W: Whitworth thread

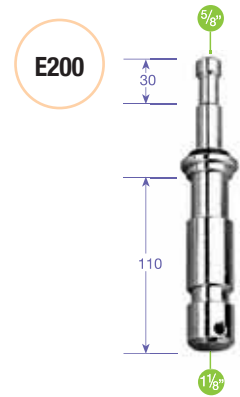
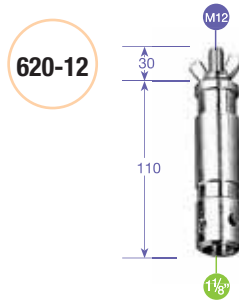
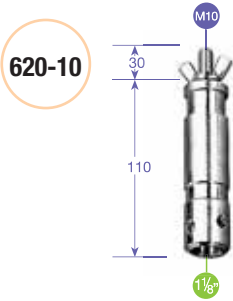
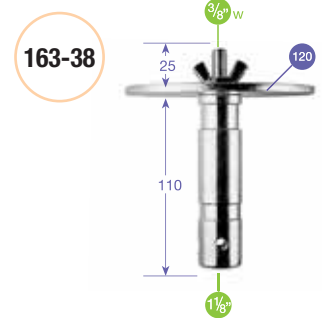
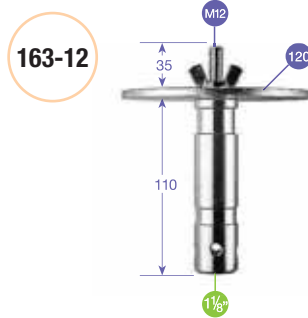
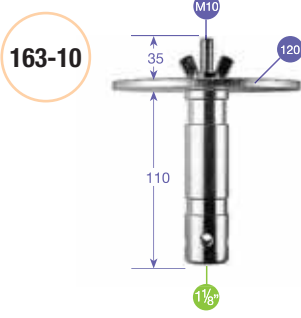
16MM FEMALE ADAPTERS



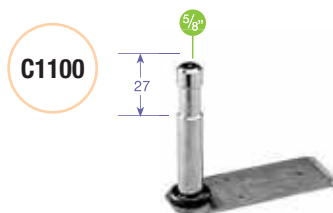
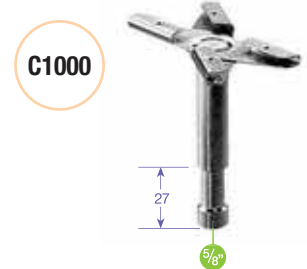
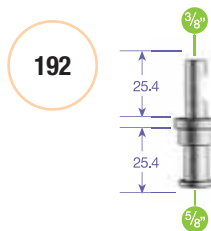
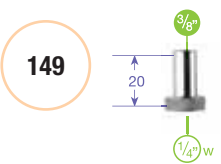
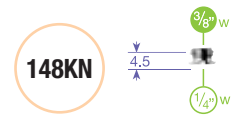
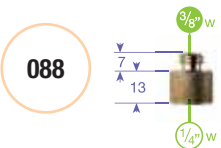
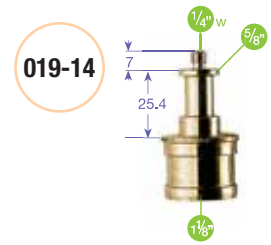
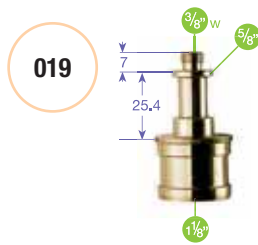

16MM MALE ADAPTERS

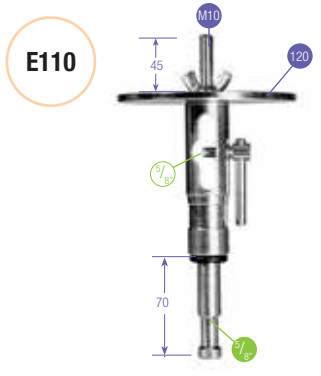



28MM MALE ADAPTERS

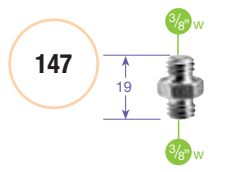
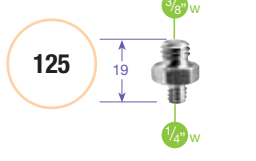
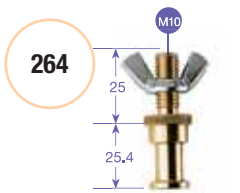
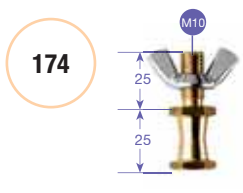
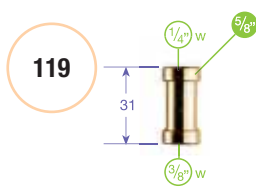
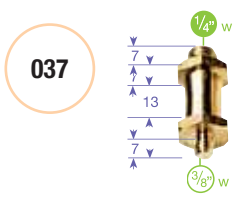
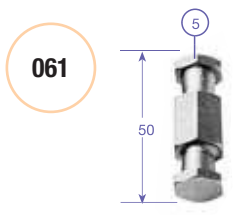
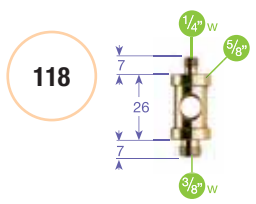
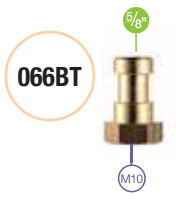
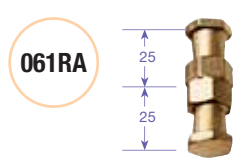

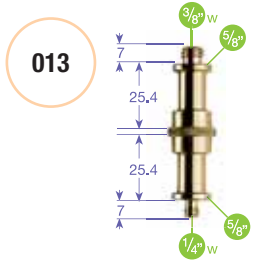


SPECIAL ADAPTERS





SUPER CLAMP ADAPTERS



Corporate Social Responsibility

SCORPORATEJE ESOCIALDMSIB RESPONSIBILE

CSR

Corporate Social Responsibility is an essential value for Manfrotto. We consider Corporate Responsibility as a significant way to employ our people energy and passion in order to generate a meaningful change. For this reason we are involved in several projects to support the fundamental human rights, particularly for kids, and to define specific programs aimed to minimize

the environmental impact. To support these causes we actively provide funding or equipment to the organizations we sustain. One of our main projects, started in 2007, is to sponsor the set-up and touring exhibition “Acholi un popolo da amare”, about Acholi refugee camps in Northern Uganda, a country that suffered 20 years of civil war. This

exhibition has two objectives: the first one is to promote the further knowledge of the situation of this African tribe, and the second one is to raise funds to realize important humanitarian interventions in the area. Moreover we are supporting an international program run by the Dottor Clown Italia association, which aim is to keep suffering people amused during hospitalization.


E BILITY TY



We believe that, in order to succeed in our job, we also need to share principles and values that define our identity, meaning also a clear responsibility for the impact of our activities on employees, customers, shareholders, communities and the environment. A good relationship among these players - based on integrity, transparency and honesty - is very important to improve the quality of our lives.

In our everyday approach we adopt policies marked by fairness in order to improve outward transparency for our shareholders. Because all human activity has an inevitable impact on the planet and can be contained and mitigated through research and the adoption of cutting-edge solutions, we have opted to use electrical energy from renewable sources for our most important plants.

We operate through certificates that are issued in the country where the production of electrical energy from renewable sources takes place. This encourages the development of a global renewable energy sources market and therefore promotes the spread of new production capacity. Social responsibility commitment is part of our company philosophy, an important part of our growth.





Art. N°	Description	Page	Art. N°	Description	Page
003B	BLACK ALU NANO STAND	11	091MCR	EXPAN RED METALLIC CHAIN	109
003B	BACKLITE BASE	11	093	LARGE CABLE CLIP	44
003M	MINI BACKLITE BASE MALE ATTACHMENT	11	094	CHAIN WEIGHT	110
003MF	MINI BACKLITE BASE FEMALE ATTACHMENT	11	098B	BLACK WALL BOOM (STAND NOT INCLUDED)	54
007BSU	BLACK STEEL SENIOR STAND	16	098SHB	BLACK SHORT WALL BOOM (STAND NOT INCLUDED)	55
007BU	BLACK ALU SENIOR STAND	16	103	WHEEL SET	45-101
007BUAC	BLACK AIR CUSHIONED ALU SENIOR STAND	16	104	WHEEL SET	45-101
007CSU	STEEL SENIOR STAND	17	104G	WHEEL SET	46-101
008BU	BLACK ALU STAND	15	109	WHEEL SET	45
008CSU	STEEL JUNIOR STAND	15	110	WHEEL SET	45
012B	BLACK STEEL BACKLITE STAND	12	110G	WHEEL SET	46
013	SPIGOT ADAPTER	69-121-132-135	111BSU	BLACK STEEL TALL STAND	17
014-14	16MM FEMALE ADAPTER	132	111CSU	STEEL TALL STAND	18
014-38	16MM FEMALE ADAPTER	132	118	SHORT 16MM SPIGOT WITH 1/4" + 3/8" SCREW	133-135
014BIM	16MM FEMALE ADAPTER	132	119	ADAPTER SPIGOT 1/4" F + 3/8" F THREADS	133-135
014MS	16MM FEMALE ADAPTER	132	123	PIVOTING BOOM CLAMP	56
015	SPECIAL ADAPTER	134	124	PIVOTING BOOM CLAMP	56
016	16MM FEMALE ADAPTER	132	125	SHORT SPIGOT 3/8"- 1/4"	70-135
017	CASTER WHEEL SET	45	126BMU	BLACK ALU LEVELLING LEG LE STAND	38
018	CASTER WHEEL SET	45	126BMUAC	BLACK ALU AIR CUSHIONED LEVELLING LEG LE STAND	38
019	SPECIAL ADAPTER	134	126BSU	BLACK STEEL HEAVY DUTY STAND	18
019-14	SPECIAL ADAPTER	134	126BSUAC	BLACK STEEL AIR CUSHIONED HEAVY DUTY STAND	18
022	G-PESO	56	126CSU	STEEL HEAVY DUTY STAND	19
023	L-PESO	56	126CSUAC	STEEL AIR CUSHIONED HEAVY DUTY STAND	19
024B	BLACK LIGHT BOOM (STAND NOT INCLUDED)	54	133	EXTENSION BAR	69
025BS	BLACK SUPER BOOM (STAND INCLUDED)	53	133B	BLACK EXTENSION BAR	69
025BSL	BLACK SUPER BOOM (STAND NOT INCLUDED)	52	142B	BLACK ALU STAND EXTENSION	23
025TM	SUPER BOOM WITH COLUMN STAND	54	142CS	STEEL STAND EXTENSION	23
026	SWIVELLING ADAPTER	90	143	MAGIC ARM KIT	87
027	STAND HOLDER	44	143A	MAGIC ARM WITH CAMERA BRACKET	87
032	AUTOPOLE	60	143BKT	CAMERA/UMBRELLA BRACKET	91
032B	BLACK AUTOPOLE	60	143N	MAGIC ARM	86
032BASE	AUTOPOLE BASE	63	146B	BLACK ALU HIGH STAND EXTENSION	23
032BASEB	BLACK AUTOPOLE BASE	63	146CS	STEEL HIGH STAND EXTENSION	23
032PC	AUTOPOLE PROTECTION CAPS	63	147	SHORT SPIGOT 3/8"- 3/8"	70-135
032SPL	AUTOPOLE SPIRIT LEVEL	63	148KN	SPECIAL ADAPTER	134
033	EXTENSION TUBE	63	149	SPECIAL ADAPTER	134
033B	BLACK EXTENSION TUBE	63	151	16MM MALE ADAPTER	133
034	EXTENSION TUBE	63	152	16MM FEMALE ADAPTER	132
034B	BLACK EXTENSION TUBE	63	153	16MM FEMALE ADAPTER	132
035	SUPER CLAMP	68	154	THREE BABY BRACKET	42
035X	STAINLESS SUPER CLAMP	68	155	TILT-TOP HEAD	90
035WDG	SUPER CLAMP WEDGES	71	155BKL	TILT-TOP HEAD	90
036-14	LIGHTING STUD 1/4"	69-135	156BLB	BLACK ALU LOW MINI PRO STAND	12
036-38	LIGHTING STUD 3/8"	69-135	158	16MM FEMALE ADAPTER	121-132
036I	LIGHTING STUD	69-135	159	16MM FEMALE ADAPTER	132
036MR	LIGHTING STUD MR	69-135	163-10	28MM MALE ADAPTER	134
037	CAMERA STUD	69-135	163-12	28MM MALE ADAPTER	134
038	DOUBLE SUPER CLAMP	68	163-38	28MM MALE ADAPTER	134
039	"U" HOOKS	70	166-58F	SPECIAL ADAPTER	135
040	NARROW "U" HOOKS	70	169	FIVE SOCKET BRACKET	42
041	"L" BRACKETS	71	170	MINI POLE	63
042	EXTENSION ARM	86	170B	BLACK MINI POLE	63
043	SKY HOOK	67	170BASE	MINI POLE BASE	63
043R	SKY HOOK	67	170BASEB	BLACK MINI POLE BASE	63
044	B/P CLAMPS	109	171	MINI CLAMP	67
045	B/P TRIPLE HOOKS	108	172	MINI COUNTERWEIGHT	56
045-6	B/P HOOKS	108	173B	BLACK MINI BOOM	56
046	EXPAN	108	173HOB	BLACK LONG MINI BOOM	56
046MC	EXPAN WITH METAL CHAIN	108	174	HEXAGONAL 16MM LIGHTING STUD M10	69-135
047-2	ALU-CORE	110	175	SPRING CLAMP	66
047-3	ALU-CORE	110	175F	SPRING CLAMP WITH FLASH SHOE	66
059	B/P SINGLE HOOKS	109	176	MINI "U" HOOKS	78
059WM	B/P SINGLE HOOKS	109	177	MINI B/P SINGLE HOOKS	109
061	JOINING STUD	69-135	178	MINI CLIP	44
061RA	JOINING STUD RA	69-135	179	16MM FEMALE ADAPTER	132
062-2	B/P COUNTERWEIGHT	110	182	16MM MALE ADAPTER	133
064	SMALL CABLE CLIP	44	184	16MM MALE ADAPTER	133
066	DOUBLE FEMALE THREAD STUD	69-135	185	16MM MALE ADAPTER	133
066BT	STUD FOR STIRRUP	69-135	186	16MM MALE ADAPTER	133
070BU	BLACK ALU FOLLOW SPOT STAND	21	187	16MM MALE ADAPTER	133
070CSU	FOLLOW SPOT STAND	21	188	16MM MALE ADAPTER	133
076	AUTOPOLE	60	189	16MM FEMALE ADAPTER	132
076B	BLACK AUTOPOLE	60	191	16MM MALE ADAPTER	133
077	AUTOPOLE	60	192	SPECIAL ADAPTER	134
077B	BLACK AUTOPOLE	60	193	16MM FEMALE ADAPTER	132
081	EXPAN ATTACHMENT	42-108	194	16MM FEMALE ADAPTER	132
083NW	STEEL 2 SECTION WIND UP STAND	31	195	16MM MALE ADAPTER	133
083NWL	STEEL 2 SECTION LOW BASE WIND UP STAND	29	196AB-2	2 SECTION SINGLE ARTICULATED ARM	92
085BS	BLACK LIGHT BOOM 35 (STAND INCLUDED)	53	196AB-3	3 SECTION SINGLE ARTICULATED ARM	92
085BSL	BLACK LIGHT BOOM 35 (STAND NOT INCLUDED)	52	196AC	MICRO CLAMP	98
087NW	STEEL WIND UP STAND	30	196B-2	2 SECTION SINGLE ARTICULATED ARM WITH CAMERA ATTACHMENT	92
087NWB	BLACK STEEL WIND UP STAND	30	196B-3	3 SECTION SINGLE ARTICULATED ARM WITH CAMERA ATTACHMENT	92
087NWL	STEEL 3 SECTION LOW BASE WIND UP STAND	29	196BASE	BASE FOR ARTICULATED ARM	91
087NWSH	STEEL SHORT WIND UP STAND	31	201	ADJUSTABLE MINI CLIP	44
087WBK	WIND-BRACING KIT	43	203	MINI EXTENSION ARM	73
088	SPECIAL ADAPTER	134	204	MINI "L" BRACKETS	70
088LPB	SPECIAL ADAPTER	134	206	CABLE CLIP	44
091FLG	EXPAN CHAIN - 3M LONG, GREY	109	220	STILL LIFE TABLE	96
091G	EXPAN CHAIN - 1M LONG, GREY	109	220B	BLACK STILL LIFE TABLE	96

Art. N°	Description	Page	Art. N°	Description	Page
220PSL	STILL LIFE TABLE WITHOUT COVER	96	623	16MM LE ADAPTER	41
220PSLB	BLACK STILL LIFE TABLE WITHOUT COVER	96	624	TILTING SPEAKER ADAPTER	41
220PX	PERSPEX COVER FOR STILL LIFE TABLE	96	635	QUICK ACTION SUPER CLAMP	68
231ARM	SLIDING SUPPORT ARM	101	649	QUICK RELEASE CLAMP	67
231B	BLACK ALU COLUMN STAND	25	698	SAFETY COLLAR	43
231CS	STEEL COLUMN STAND	25	825	MEDIUM HYDRO KIT	89
233B	CAMERA FLASH ARM	25	827	SMALL HYDRO KIT	89
237	FLEX ARM	89	830	MINI HYDRO KIT	89
237HD	HEAVY DUTY FLEX ARM	89	850	BACKGROUND ROLL SUPPORTING SPIGOTS	106
241	PUMP CUP WITH 16MM SWIVEL SOCKET	83	850EU	MAIN POWER CABLE - EUROPEAN	107
241S	PUMP CUP WITH 16MM SOCKET	81	850UNIV	MAIN POWER CABLE	107
244	VARIABLE FRICTION ARM WITH CAMERA BRACKET	87	850US	MAIN POWER CABLE - USA	107
244N	VARIABLE FRICTION ARM	86	851	CONTROL BOX - 110V	106
251	WHEELS FOR SUPER WIND UP	46	851K-4	MOTORISED EXPAN KIT	107
254B	BLACK AUTOBOOM (STAND NOT INCLUDED)	54	852	CONTROL BOX - 220V	106
256BMU	BLACK SELF LOCK LE STAND	38	852K-4	MOTORISED EXPAN KIT	107
256BMUAC	BLACK AIR CUSHIONED SELF LOCK LE STAND	38	854-4	HOLDER FOR 4 BACKGROUNDS	107
264	ROUNDED 16MM LIGHTING STUD M10	69-135	854-6	HOLDER FOR 6 BACKGROUNDS	107
269BU	BLACK ALU SUPER STAND	19	854-10	HOLDER FOR 10 BACKGROUNDS	103
269HDBU	BLACK ALU HIGH SUPER STAND	22	1004BAC	BLACK ALU AIR CUSHIONED MASTER STAND	13
270BSU	BLACK STEEL SUPER STAND	20	1004BAC-3	3-PACK BLACK ALU AIR CUSHIONED MASTER STAND	13
270CSU	STEEL SUPER STAND	20	1005BAC	BLACK ALU AIR CUSHIONED RANKER STAND	13
271	PANEL CLAMP	67	1005BAC-3	3-PACK BLACK ALU AIR CUSHIONED RANKER STAND	13
272B	TELESCOPIIC POLE	111	1051BAC	BLACK ALU AIR CUSHIONED MINI COMPACT STAND	12
275	MINI SPRING CLAMP	66	1051BAC-3	3-PACK BLACK ALU AIR CUSHIONED MINI COMPACT STAND	12
297BBASE	BLACK LARGE BRAKE BASE	27	1052BAC	BLACK ALU AIR CUSHIONED COMPACT STAND	12
297CS	STEEL STUDIO STAND	26	1052BAC-3	3-PACK SBLACK ALU AIR CUSHIONED COMPACT STAND	12
297FBASE	BLACK LARGE FOOT BASE	27	1099B	BLACK ALU BABY STAND EXTENSION	12
298B	BLACK ALU STUDIO STAND	26	1122B	BLACK ALU POLE FOR BACKLITE STAND	12-71
299B	BLACK BABY STUDIO STAND	26	C100	JUNIOR PIPE CLAMP WITH 28MM SOCKET	72
299BBASE	BLACK SMALL BRAKE BASE	27	C150	SWIVELLING "C" CLAMP	72
299FBASE	BLACK SMALL FOOT BASE	27	C151	SWIVELLING "C" CLAMP WITH M12 SCREW	72
314B	SET STANDS KIT	111	C155	SAFETY CABLE	71
320	MINI STILL LIFE TABLE	97	C155-01	SAFETY CABLE	71
320B	BLACK MINI STILL LIFE TABLE	97	C155-02	SAFETY CABLE	71
320PSL	MINI STILL LIFE TABLE WITHOUT COVER	97	C155-03	SAFETY CABLE	71
320PSLB	BLACK MINI STILL LIFE TABLE WITHOUT COVER	97	C210	BABY PIPE CLAMP WITH 16MM STUD	72
320PX	PERSPEX COVER FOR MINISTILL LIFE TABLE	97	C280	STAGE CLAMP	82
332-1.7	MINI AUTOPOLE	62	C285	STAGE CLAMP WITH 16MM STUD	82
332-1.7B	BLACK MINI AUTOPOLE	62	C290	STAGE CLAMP WITH 28MM STUD	82
332-2.7	MINI AUTOPOLE	62	C295	STAGE CLAMP WITH 28MM SOCKET	82
332-2.7B	BLACK MINI AUTOPOLE	62	C300	GRID CLAMP	74
332-3.7	MINI AUTOPOLE	62	C337	28MM BUSHING QUICK ACTION JUNIOR CLAMP	74
332-3.7B	BLACK MINI AUTOPOLE	62	C338	16MM PIN QUICK ACTION BABY CLAMP	74
335AS	ADDITIONAL SOCKET	71	C339	GRAB CLAMP	80
362	POLE OPERATED TELESCOPIC BAR	122	C339BB	GRAB CLAMP WITH 16MM BUSHING	81
371	CABLE GRIPS	44	C339JS	GRAB CLAMP WITH 28MM TV SPIGOT	80
374	WHEELS FOR SUPER WIND UP	46	C339LE	GRAB CLAMP WITH LIFTING EYE	81
374-10	WHEELS FOR SUPER WIND UP	46	C339SP	GRAB CLAMP WITH SPINNING PULLEY	81
375	MULTICLIP	66	C339UH	GRAB CLAMP WITH UNIVERSAL HEAD	81
386B	NANO CLAMP	67	C350N	BARREL CLAMP	74
387XBU	BLACK STAINLESS STEEL SUPER WIND UP STAND	33	C350NK	BARREL CLAMP WITH KNOB	74
387XU	STAINLESS STEEL SUPER WIND UP STAND	32	C460	LP EYE COUPLER	76
396AB-2	2 SECTION DOUBLE ARTICULATED ARM	93	C461	LP EYE COUPLER WITH 28MM TV SPIGOT	76
396AB-3	3 SECTION DOUBLE ARTICULATED ARM	93	C462	LP EYE COUPLER WITH 16MM TV SPIGOT	76
396B-2	2 SECTION DOUBLE ARTICULATED ARM WITH CAMERA ATTACHMENT	93	C463	LP EYE COUPLER WITH LIFTING RING	76
396B-3	3 SECTION DOUBLE ARTICULATED ARM WITH CAMERA ATTACHMENT	93	C464	LP EYE COUPLER WITH M12 BOLT PLUS NUT	77
420B	BLACK ALU COMBI-BOOM STAND WITH SANDBAG	51	C465	LP EYE COUPLER WITH 28MM BUSHING	77
420CSU	COMBI-BOOM STAND HD	51	C466	CONNECTION KIT FOR LP EYE COUPLER	77
420CSUNS	COMBI-BOOM STAND HD WITHOUT SANDBAG	51	C480	PARALLEL LP EYE COUPLER	77
420NSB	BLACK ALU COMBI-BOOM STAND WITH SANDBAG	51	C481	90° FIXED LP EYE COUPLER	77
425B	MEGA BOOM (STAND NOT INCLUDED)	53	C482	SWIVEL LP EYE COUPLER	74
427B-4.0	OPERATING POLE	120	C500	PELICAN GAFFER GRIP	72
427B-6.5	OPERATING POLE	120	C820	TELESCOPIC HANGER WITH STIRRUP	83
432-1.7	AUTOPOLE 2	61	C822	LONG TELESCOPIC HANGER WITH STIRRUP	83
432-1.7B	BLACK AUTOPOLE 2	61	C825	TELESCOPIC HANGER WITH UNIVERSAL HEAD	83
432-2.7	AUTOPOLE 2	61	C827	LONG TELESCOPIC HANGER WITH UNIVERSAL HEAD	83
432-2.7B	BLACK AUTOPOLE 2	61	C888ST	TELESCOPIC HANGER WITH STIRRUP	83
432-3.7	AUTOPOLE 2	61	C888UH	TELESCOPIC HANGER WITH UNIVERSAL HEAD	83
432-3.7B	BLACK AUTOPOLE 2	61	C1000	SPECIAL ADAPTER	134
587B	BLACK MAGIC STAND	35	C1005	SPECIAL ADAPTER	134
602BSM	BLACK STEEL LOW LE STAND	40	C1100	SPECIAL ADAPTER	134
604BSM	BLACK STEEL MIDI LE STAND	39	C1525	SKY HOOK	66
606BSM	BLACK STEEL MAXI LE STAND	39	C4460	MP EYE COUPLER	78
611-10	TOP M10 STAND	40	C4461	MP EYE COUPLER WITH 28MM TV SPIGOT	78
611-12	TOP M12 STAND	40	C4462	MP EYE COUPLER WITH 16MM TV SPIGOT	78
612	CABINET FITTINGS	40	C4463	MP EYE COUPLER WITH LIFTING RING	78
613	T BAR	42	C4464	MP EYE COUPLER WITH M12 BOLT PLUS NUT	78
613PAR	T BAR	42	C4465	MP EYE COUPLER WITH 28MM BUSHING	78
614	T BAR	42	C4469	MP EYE COUPLER WITH 16MM BUSHING	79
615	T BAR	42	C4470	TILT AND SWIVEL MP EYE COUPLER	79
616-10	PAN SPIGOT M10	40	C4482	SWIVEL MP EYE COUPLER	79
616-12	PAN SPIGOT M12	40	C4485	MP EYE COUPLER SWIVEL AND TILT TRUSS SUPPORT 150-250	79
617	28MM ADAPTER	41	C4486	MP EYE COUPLER SWIVEL AND TILT TRUSS SUPPORT 200-400	79
618	SPEAKER ADAPTER FOR 28MM BUSHING	41	C4560	SLIM MP EYE COUPLER	79
619	SPEAKER ADAPTER FOR STAND	41	C4564	MP EYE COUPLER WITH 12MM BOLT + NUT	79
620-10	28MM MALE ADAPTER	131	D350	SPECIAL ADAPTER	134
620-12	28MM MALE ADAPTER	131	E100	SPECIAL ADAPTER	135
622B	BLACK ALU MICROPHONE STAND	37	E110	SPECIAL ADAPTER	135
622CS	STEEL MICROPHONE STAND	37	E200	28MM MALE ADAPTER	134

Art. N°	Description	Page	Art. N°	Description	Page
E250	16MM MALE ADAPTER	133	I400GS	GOLD / SILVER 2X12" FINGER	103
E300	16MM MALE ADAPTER	133	I400K	SILK 2X12" FINGER	103
E390	16MM FEMALE ADAPTER	132	I400S	SINGLE SCRIM 2X12" FINGER	103
E610	SPECIAL ADAPTER	135	I400SW	SUNLITE / WHITE 2X12" FINGER	103
E620	SPECIAL ADAPTER	135	I500B	SOLID BLACK 4X14" FINGER	103
E650	16MM MALE ADAPTER	133	I500D	DOUBLE SCRIM 4X14" FINGER	103
E700	BABY DROP DOWN PIN	56	I500GS	GOLD / SILVER 4X14" FINGER	103
E710	JUNIOR DROP DOWN PIN	56	I500K	SILK 4X14" FINGER	103
FF3032	TOP SYSTEM 32	128	I500S	SINGLE SCRIM 4X14" FINGER	103
FF3033	TOP SYSTEM 33	128	I500SW	SUNLITE / WHITE 4X14" FINGER	103
FF3043	TOP SYSTEM 43	129	I1550 KIT	DOT & FINGER KIT	103
FF3054	TOP SYSTEM 54	129	MICC1	MICROPHONE CLIP	37
FF3207	KIT OF 4 END STOPS WITH 4 CABLE CARRIAGES	116	MICC2	MICROPHONE SPRING CLIP	37
FF3208	ALIGNING CONNECTORS FOR FIXED RAILS	116	MICCA	UNIVERSAL SHOCK MOUNT MICROPHONE HOLDER	37
FF3210	BRACKET FOR CEILING ATTACHMENT	115	MT001	BASIC CLAMP	98
FF3211	DOUBLE BRACKET FOR RAIL CROSSINGS	115	MT002	VARIABLE ANGLE CLAMP	98
FF3212	ANGLE BRACKET ("L"-SHAPED) FOR FIXING TO BEAMS	115	MT003	DOUBLE VARIABLE ANGLE CLAMP	98
FF3214	BRACKET FOR TUBE ATTACHMENT	116	MT004	"T" CLAMP	98
FF3214A	BRACKET FOR CEILING ATTACHMENT	117	MT005	RIGHT ANGLE CLAMP	98
FF3214B	RAIL MOUNTING KIT WITH M12 STUD	117	MT007	PANEL WITH HOLES	102
FF3215A	EXTENSION BRACKET FOR VARIOUS HEIGHTS	116	MT007P	PANEL	102
FF3215	ADJUSTABLE BRACKET FOR IRREGULAR CEILINGS	115	MT008	PANEL WITH HOLES	102
FF3216	CEILING BRACKET WITH 30CM EXTENSION	116	MT008P	PANEL	102
FF3218	CEILING BRACKET WITH 50CM EXTENSION	116	MT009	PANEL WITH HOLES	102
FF3220	CEILING BRACKET WITH 100CM EXTENSION	116	MT009P	PANEL	102
FF3221	FIXED BRACKET ON RAIL WITH 16MM FEMALE ATTACHMENT	119	MT011	PANEL WITH HOLES	102
FF3224	SET OF 2 SUPPORTS WITH TRIPLE BACKGROUND HOOKS	119	MT011P	PANEL	102
FF3226	KIT OF 5 CABLE CARRIAGES	120	MT013	PANEL CLAMP	99
FF3226C	KIT OF 5 CABLE CARRIAGES WITH BEARING	120	MT014	PARALLEL CLAMP	99
FF3226S	KIT OF 5 DISMOUNTABLE CABLE CARRIAGES	120	MT015	RUBBER TUBE FOOT	100
FF3226V	CABLE HOLDER CARRIAGES FOR LARGE SECTION CABLES	120	MT016	RUBBER TUBE COVER	100
FF3228	DISMOUNTABLE SLIDING CARRIAGE WITH 4 WHEELS AND 16MM SPIGOT	117	MT017	TUBE END PLUG	101
FF3229	SLIDING CARRIAGE WITH 4 WHEELS, BRAKE AND 16MM SPIGOT	117	MT018	TUBE CUTTER	101
FF3230	SLIDING CARRIAGE WITH 4 WHEELS AND 16MM SPIGOT	117	MT020	TUBE CONNECTOR	101
FF3232	DOUBLE SLIDING CARRIAGE	118	MT021	FOOT ADAPTER	99
FF3235	DOUBLE SLIDING CARRIAGE WITH DOUBLE BRAKE	118	MT022	ADJUSTABLE FOOT	99
FF3236	DOUBLE SLIDING CARRIAGE WITH ONE BRAKE	114	MT023	OUTDOOR SPIKE	100
FF3240	EXTENSION TUBE 50CM LONG	125	MT024	WALL TO WALL ADAPTER	99
FF3242	EXTENSION TUBE 100CM LONG	125	MT025	16MM SOCKET	101
FF3248	TELESCOPIC POST EXTENDABLE FROM 85CM TO 203CM	125	MT029	90° CURVED CLAMP	99
FF3249	SMALL TELESCOPIC POST EXTENDABLE FROM 60CM TO 128CM	125	MT030	DISK FOOT	100
FF3257	16MM FEMALE / 28MM FEMALE SPIGOT ADAPTER	121	MT034	RUBBER SUCKER	101
FF3260	16MM MALE / 28MM FEMALE SPIGOT ADAPTER	121	MT036	LARGE FOOT ADAPTER	99
FF3261	BALANCE ADJUSTMENT BRACKET	121	MT045	ARTICULATED JOINT 180°	98
FF3262	BRACKET FOR MULTIPLE MOUNTING	122	MT046	ARTICULATED JOINT 360°	98
FF3265	UNIVERSAL SUPPORT FOR FLASH GENERATORS AND BALLAST	122	MT052	AUTOPOLE TO MULTITUBE ADAPTER	102
FF3272	OVERHEAD OUTLET-BOX WITH 3 UNIVERSAL SOCKETS	122	MT056	FIVE-WAY BASE CLAMP	99
FF3276	SAFETY STEEL CABLE	125	MT062	BROCHURE HOLDER	102
FF3278	POWER SUPPLY CABLE	122	MT065	DISK BASE	100
FF3286MKIT	POWER SUPPLY KIT 4 CHANNELS	125	MT105	50CM LONG ALUMINIUM TUBE	101
FF3288MKIT	POWER SUPPLY KIT 8 CHANNELS	125	MT105B	BLACK 50CM LONG ALUMINIUM TUBE	101
FF3290	TOP TWIST	126	MT110	100CM LONG ALUMINIUM TUBE	101
FF3325	DOUBLE SLIDING CARRIAGE WITH AN EXTRA HEIGHT	119	MT110B	BLACK 100CM LONG ALUMINIUM TUBE	101
FF3340	MOTORISED CARRIAGE WITH 16MM SPIGOT	117	MT115	115CM LONG ALUMINIUM TUBE	101
FF3350	MOTORISED DOUBLE CARRIAGE	118	MT115B	BLACK 115CM LONG ALUMINIUM TUBE	101
FF3400	TOP TWIST/S	127	MT120	120CM LONG ALUMINIUM TUBE	101
FF3450	MOTORISED HEAD	118	MT120B	BLACK 120CM LONG ALUMINIUM TUBE	101
FF3512N86	PANTOGRAPH TOP 2C	124			
FF3514N86	PANTOGRAPH TOP 4C	123			
FF3531	SPRING TYPE 4 RED	124			
FF3532	SPRING TYPE 12 RED	124			
FF3533	SPRING TYPE 4 BLUE	124			
FF3534	SPRING TYPE 12 BLUE	124			
FF3856	FIXED BRACKET ON RAIL WITH 16MM SPIGOT	119			
FF6003B	BLACK ANODISED 3M RAIL	114			
FF6004B	BLACK ANODISED 4M RAIL	114			
FF6005B	BLACK ANODISED 5M RAIL	114			
G100	SMALL SAND BAG	43			
G200	LARGE SAND BAG	43			
G300	EXTRA LARGE SAND BAG	43-57			
I100B	SOLID BLACK 3" DOT	103			
I100D	DOUBLE SCRIM 3" DOT	103			
I100GS	GOLD / SILVER 3" DOT	103			
I100K	SILK 3" DOT	103			
I100S	SINGLE SCRIM 3" DOT	103			
I100SW	SUNLITE / WHITE 3" DOT	103			
I200B	SOLID BLACK 6" DOT	103			
I200D	DOUBLE SCRIM 6" DOT	103			
I200GS	GOLD / SILVER 6" DOT	103			
I200K	SILK 6" DOT	103			
I200S	SINGLE SCRIM 6" DOT	103			
I200SW	SUNLITE / WHITE 6" DOT	103			
I300B	SOLID BLACK 10" DOT	103			
I300D	DOUBLE SCRIM 10" DOT	103			
I300GS	GOLD / SILVER 10" DOT	103			
I300K	SILK 10" DOT	103			
I300S	SINGLE SCRIM 10" DOT	103			
I300SW	SUNLITE / WHITE 10" DOT	103			
I400B	SOLID BLACK 2X12" FINGER	103			
I400D	DOUBLE SCRIM 2X12" FINGER	103			

ADAP STANDS

SKY TRABOOMS STILL LIFE

BACKGROUNDS SUPPORT SYSTEMS

ARM CLAMPS SKY TRACK

AUTOPOLE SYSTEMS ARMS

BOS STILL LIFE ADAPTERS

STABGROUNDS SUPPORT SYSTEMS

CLAI SKY TRACK

STILL AUTOPOLE SYSTEMS

SYSTEM

SYSTEM

Minimum height	
Maximum height	
Closed length	
Footprint diameter	
Weight	
Spigot size *	
Socket size *	
Top tube diameter	
Suggested wheels	
Maximum evenly distributed load on level ground	
Maximum load on fully extended stand at 5° inclination	
Gravity cast	
Black	
Air cushioned	

German Safety Standard 

The products with the TÜV-GS symbol are developed and tested in accordance with DIN 15560 norm.

* NOTE: in product specifications you will often see a note referring to the spigot/socket type of the product (e.g. "type 14").

This type number refers to the spigot and socket variants shown on page 47.



Manfrotto

Manfrotto Distribution

Via Sasso Rosso 19
I-36061 Bassano del Grappa (VI) Italia
Tel +39 0424 555 855
Fax +39 0424 808 999
www.manfrotto.it

Product photography: Roberto Bigano/Multistudio
Concept: Claim adv

Whilst every effort has been made to ensure that the information contained within this catalog is correct, Lino Manfrotto + Co., s.p.a. accepts no liability for errors or omissions. Technical specifications and data are provided for guidance only. All rights are strictly reserved. Products shown in this catalog are protected by international patents, while copying this publication (in whole or in part) without written consent from Lino Manfrotto + Co., s.p.a. is strictly forbidden and punishable by law. Because we constantly aim to improve our products, we reserve the right to amend or alter at any time and without prior notice the specifications of any item detailed in this publication.

ISSUE CODE LCAT09,G - ISSUE NUMBER N°1 - 09/08