

Panasonic

BUSINESS

AV-UHS500

Live Switcher



4K/12G-SDI Compatible Compact Live Switcher



Worldwide
Olympic Partner



Worldwide
Paralympic Partner



Achieving 4K Video Production with a Compact, Versatile Switcher



This feature-rich, multi-format switcher for 4K and HD productions extends Panasonic's legacy of producing high-quality, reliable switchers.

With its compact, integrated body, this live switcher is equipped with many functions found in high end models and delivers 4K video production with the same operability as HD. In addition to fixed installations such as university lecture halls and corporate conference rooms, the AV-UHS500 is well suited for remote production. Designed for easy portability and simple set up it should become a favorite tool for staging and other event production.

- Versatile 12G-SDI/3G-SDI/HDMI interface support
- UHD/HD multi-format support
- Expanded functions with two optional unit slots
- Standard number of inputs/ outputs: 8 inputs / 7 outputs, Maximum number of inputs/ outputs (with optional boards): Maximum 16 inputs / Maximum 15 outputs
- Five keyers for excellent image effects
- Up/down conversion function, HDR/SDR conversion function and ITU-R BT.2020/BT.709 conversion function; Scaler function; Color correction function support
- Four AUX buses AUX 1 and 2 have MIX transition functions, DSK 1 and 2 can also be assigned
- Camera control for Panasonic Integrated PTZ Cameras

Exceptional Support for Mixed 4K and HD Operation

12G-SDI/3G-SDI/HDMI Support

12G-SDI that can transmit 4K video with as single coaxial cable is supported as standard, and it provides easy setup and operation with high quality 4K video production. In addition, HDMI support allows direct input of data from a PC for live production such as during seminars and lectures without the need for a separate HDMI converter.

UHD/HD Multi-Format Support

Multiple 4K/3G/HD formats are supported, including 2160/59.94p and 1080/59.94p.

UHD/HD function comparison

	AV-UHS500	
	4K (UHD) mode	2K (HD) mode
DVE	Option (AV-UHS5M5G)	Standard
Clip	1ch	2ch
Still	1ch	2ch

Frame Synchronizer for All Inputs

All input channels feature a built-in frame synchronizer. The Genlock function also supports synchronizing systems based on external sync signals (Black burst or Tri-level).

Video Input/Output Support

Standard input

Function	SDI input								HDMI input	
	1 ^{*1}	2 ^{*1}	3	4	5	6	7	8	1 ^{*1}	2 ^{*1}
4K Up-converter	✓ ^{*2}	✓ ^{*2}	✓ ^{*2}	✓ ^{*2}	✓	✓	✓	✓	-	-
HD Down-converter	✓ ^{*2}	✓ ^{*2}	✓ ^{*2}	✓ ^{*2}	✓	✓	✓	✓	-	-
Frame synchronizer	✓	✓	✓	✓	✓	✓	✓	✓	✓	✓
Scaler	-	-	-	-	-	-	-	-	✓	✓
BT.709 ↔ BT.2020 conversion	✓	✓	✓	✓	✓	✓	✓	✓	✓	✓
HDR ↔ SDR conversion	✓	✓	✓	✓	✓	✓	✓	✓	✓	✓
Color correction	-	-	-	-	✓	✓	✓	✓	-	-

*1: SDI inputs 1 and 2 and HDMI inputs 1 and 2 cannot be used simultaneously because of their exclusive functions. Select from the menu.
*2: Standard SDI inputs 1-4 only support simple conversion.

Optional input

Function	when SDI Input Unit AV-UHS5M1G is used				when HDMI Input Unit AV-UHS5M3G is used		
	1	2	3	4	1	2	3
4K Up-converter	✓	✓	✓	✓	-	-	-
HD Down-converter	✓	✓	✓	✓	-	-	-
Frame synchronizer	✓	✓	✓	✓	✓	✓	✓
Scaler	-	-	-	-	✓	✓	✓
BT.709 ↔ BT.2020 conversion	✓	✓	✓	✓	✓	✓	✓
HDR ↔ SDR conversion	✓	✓	✓	✓	✓	✓	✓
Color correction	✓	✓	✓	✓	✓	✓	✓

Standard output

Function	SDI Output					HDMI ^{*3} Output	
	1	2	3	4	5	1	2
4K Simple down-converter	✓	✓	✓	✓	✓	-	-
Scaler	-	-	-	-	-	-	-
BT.709 ↔ BT.2020 conversion	✓	✓	✓	✓	✓	✓	✓
HDR ↔ SDR conversion	✓	✓	✓	✓	✓	✓	✓

*3: The standard HDMI output only supports system format output.

Optional output

Function	when SDI Output Unit AV-UHS5M2G is used				when HDMI Output Unit AV-UHS5M4G is used		
	1	2	3	4	1	2	3
4K Down-converter	✓	✓	✓	✓	-	-	-
Scaler	-	-	-	-	✓	✓	✓
BT.709 ↔ BT.2020 conversion	✓	✓	✓	✓	✓	✓	✓
HDR ↔ SDR conversion	✓	✓	✓	✓	✓	✓	✓

Eight Standard SDI Inputs, Two Standard HDMI Inputs*¹ Five Standard SDI Outputs, Two Standard HDMI Outputs

The number of inputs and outputs during HD operation can be maintained in 4K. The number can also be increased if required through the use of two optional unit slots.

Number of inputs	12G/3G-SDI	8 inputs, standard / 16 inputs, maximum ^{*2}
	HDMI	2 inputs, standard ^{*1} / 8 inputs, maximum ^{*2}
Number of outputs	12G/3G-SDI	5 outputs, standard / 13 outputs, maximum ^{*2}
	HDMI	2 outputs, standard ^{*3} / 8 outputs, maximum ^{*2}

*1: SDI input is reduced by the number of HDMI input channels used.
HDMI input is not compatible with CPRM (input not possible).
*2: When the optional unit is installed. For details, see page 8.
*3: The HDMI output format is the same as the system format only for video.

Various Built-in Conversion Functions, Including Up/Down Conversion

Various conversion functions are provided as standard. No external conversion box is required.

- Up/down conversion function
- HDR/SDR conversion function
- ITU-R BT.2020/BT.709 conversion function
- Scaler function
- Color correction function

Various Image Effects Achieved with Enhanced Keyer and Memory Functions

Versatile Transitions and Effects

In addition to standard wipe, mix, and cut transitions, a variety of DVE transitions patterns using two channels, such as reduce, slide, squeeze and 3D wipe are available in HD mode. DVE transitions can also be used in 4K by adding a 4K DVE Unit AV-UHS5M5G.



Circle wipe

Page turn



Wipe, squeeze, slide, 3D wipe menu (in HD mode)

Five Keys

A luminance key, linear key, chroma key, full key and PinP are provided for three channels, plus two channels of downstream key (DSK). Chroma keying employs the Primatte® algorithm, which is widely used as a plug-in for nonlinear editors. The same excellent Primatte® quality that is used worldwide for movies, TV programs, music videos and commercials is achieved by the live switcher's real time processing.

4K mode (standard)

	Luminance key Linear key	Full key	Mask	Edge	Chroma key	PinP	DVE
Key1	✓	✓	✓	✓	✓	✓	-
Key2	✓	✓	✓	✓	-	-	-
Key3	✓	✓	✓	-	-	-	-
DSK1	✓	✓	-	-	✓	✓	-
DSK2	✓	✓	✓	-	-	-	-

HD mode/4K mode (when 4K DVE Unit AV-UHS5M5G is used)

	Luminance key Linear key	Full key	Mask	Edge	Chroma key	PinP	DVE
Key1	✓	✓	✓	✓	✓	-	✓
Key2	✓	✓	✓	✓	-	✓	-
Key3	✓	✓	✓	-	-	-	-
DSK1	✓	✓	✓	-	✓	✓	-
DSK2	✓	✓	✓	-	-	-	-

Video Memory

Two inputs in HD and one input in 4K for still (STILL) or video (CLIP) images can be saved and selected as bus footage. Moving images can be recorded and played back with key signals (with the 1080/59.94i format, approximately 120 seconds/3600 frames).

Four AUX Buses, DSK 1 and 2 Can Also Be Assigned

Two PinP buses and four AUX buses are provided. Borders and software effects can be applied to the PinP buses. In addition to cut transitions, the bus transition function (PinP and AUX buses transition effect) also enables mix transitions (AUX bus 1 and 2 only). Flexible support is achieved by combining AUX buses and M/E sections. DSK 1 and 2 can also be assigned to AUX 1 and 2.

Three independent outputs can be controlled



Various Memory Functions for Smooth Live Production

■ Shot memory

Up to 100 background transition patterns, PinP sizes, border widths and other video effects can be registered and recalled. Effect dissolve can be set to ensure smooth switching from the current image to the image or operation registered in the shot memory.

■ Event memory

Up to 64 image effects in sequence can be registered and played back on a timeline using the event memory function. This allows highly expressive consecutive effects to be easily and smoothly executed. Up to 100 event memories can be registered.

■ Macro memory

This function allows recording and playback of a series of operations on the Control Panel. It can also record and playback setting information, such as input/output and keyers, allowing video effects involving complicated operations to be executed easily. Macro memory playback is executed by assigning to the crosspoint buttons.

SDHC/SDXC* Memory Card Slot



Video memory, shot memory data, event memory data, and setup data can be saved using an SDHC/SDXC memory card.

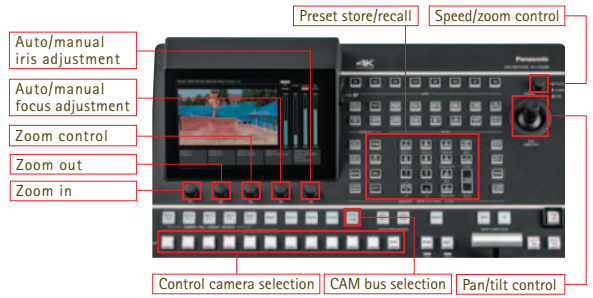
* SDXC memory card support is planned with a firmware update in spring 2020.



PTZ Camera Control Function

The PTZ camera control function enables 4K/HD Integrated Cameras to be controlled from the AV-UHS500.

* See page 8 for supported 4K/HD Integrated Cameras.



PTZ camera control

- Number of cameras controlled: 8 cameras, standard / 16 cameras, maximum (with input from optional unit)
- Camera control: Pan, tilt, zoom, focus, iris, preset store, recall, scope, preset speed, AWB mode, AWB execution, paint, OSD menu



4K/HD Integrated Camera control menu screen



4K/HD Integrated Camera control confirmation screen



4K/HD Integrated Camera preset selection screen

Two MultiViewer Functions

Two independent MultiViewer output functions are provided as standard, enabling the display of up to 16 split screens (a total of 10 patterns) on a single screen.

- MultiViewer layout can be selected from a total of 10 patterns, including four split, five split (two patterns), six split (two patterns), nine split, 10 split (two patterns), 12 split*, and 16 split.
- Source names, tallies, audio level meters, clock and safety markers can be displayed.
- Select between fit mode, in which the video image is the same size as the split frame, and squeeze mode, which places the source name and level meter outside the image.

* Does not operate at 720p.

Split screen configuration examples

1	2	3	4	5	6
3	4	5	6	7	8
4 split		5 split			6 split

1	2	3	4	5	6	7	8	9	10		
4	5	6	7	8	9	10	11	12	13		
7	8	9	1	2	3	4	5	6	7		
9 split			10 split				12 split			16 split	

12 split screen configuration



Fit mode

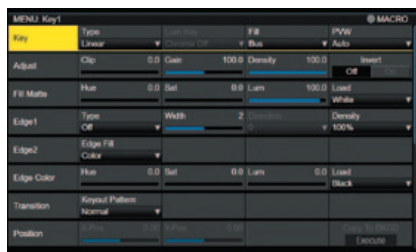


Squeeze mode



* The screen is simulated.


GUI menu screen examples




Menu display in matrix type



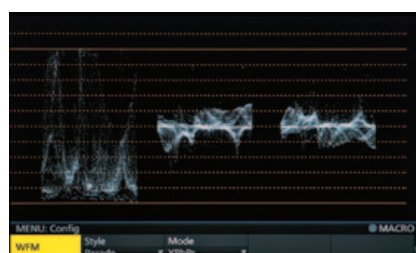
Video display on inset screen



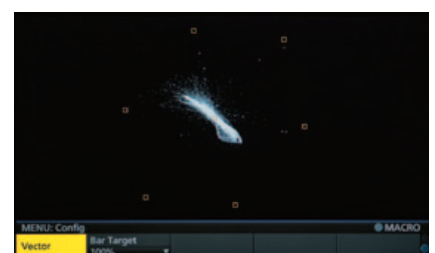
One line of menu display on an image monitor



Assign of crosspoint



WFM display

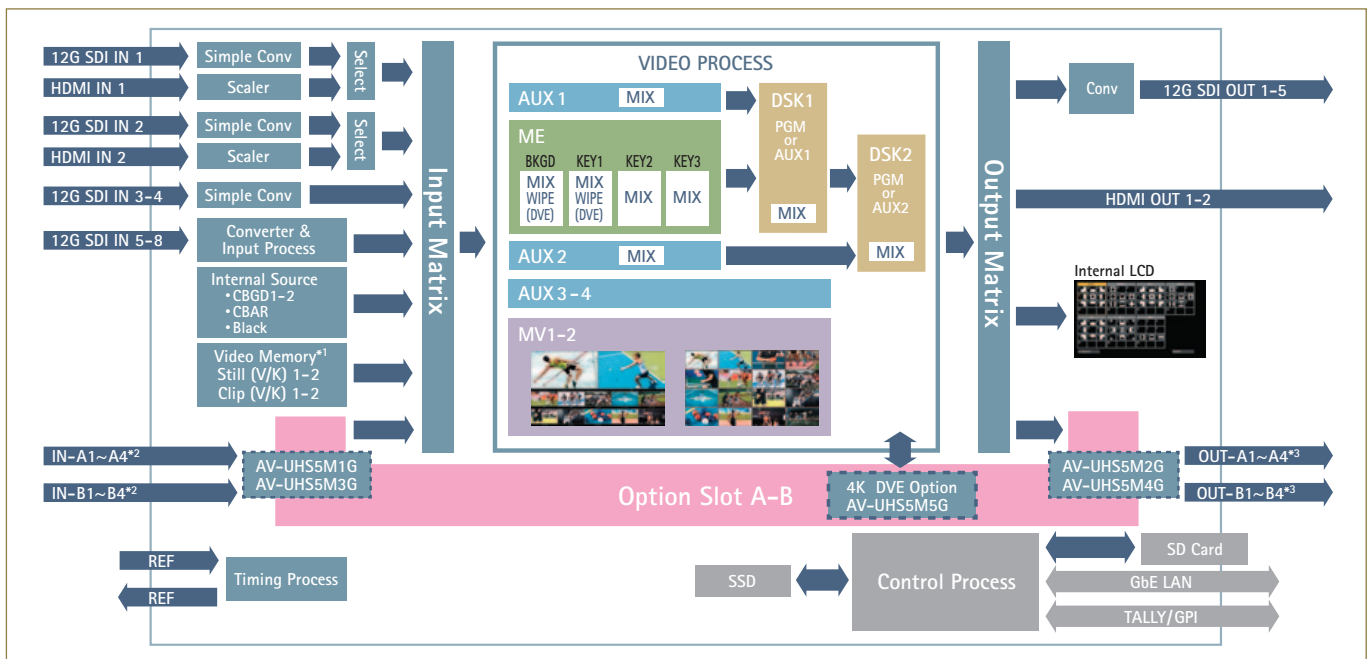


VECTOR display

178 mm (7 inches) LCD Monitor with Excellent Visibility and Easy-to-Use Control Panel



Block Diagram



*1: 1 only for still/clip in 4K mode. *2: A1-A3 and B1-B3 when the AV-UHS5M3G is attached. *3: A1-A3 and B1-B3 when the AV-UHS5M4G is attached.

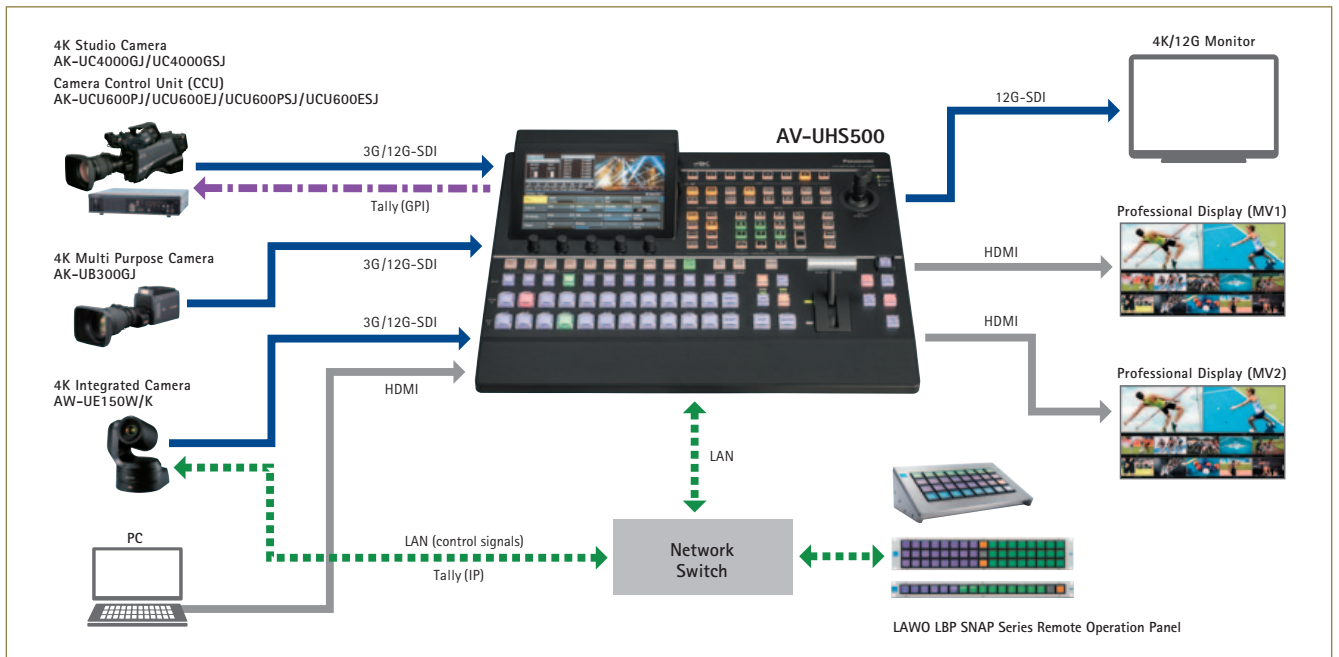
Input Signal Support

Input Signal		System Format																	
		4K						2K											
Resolution	V frequency	2160/59.94p	2160/50p	2160/29.97p*	2160/25p*	2160/24p*	2160/23.98p*	1080/59.94p	1080/50p	1080/29.97p*	1080/25PsF	1080/24PsF	1080/23.98PsF	1080/59.94i	1080/50i	720/59.94p	720/50p		
SDI	2160p	59.94Hz	●	-	-	-	-	○	-	-	-	-	-	○	-	○	-		
		50.00Hz	-	●	-	-	-	-	○	-	-	-	-	-	-	○	-	○	
		29.97Hz	-	-	●	-	-	-	-	-	○	-	-	-	-	-	-	-	
		25.00Hz	-	-	-	●	-	-	-	-	-	○	-	-	-	-	-	-	
		24.00Hz	-	-	-	-	●	-	-	-	-	-	○	-	-	-	-	-	
		23.98Hz	-	-	-	-	-	●	-	-	-	-	-	○	-	-	-	-	
	1080p	59.94Hz	○	-	-	-	-	-	●	-	-	-	-	-	○	-	○	-	
		50.00Hz	-	○	-	-	-	-	-	●	-	-	-	-	-	○	-	○	
		29.97Hz	-	-	○	-	-	-	-	-	●	-	-	-	-	-	-	-	
		25.00Hz	-	-	-	○	-	-	-	-	-	●	-	-	-	-	-	-	
		24.00Hz	-	-	-	-	○	-	-	-	-	-	●	-	-	-	-	-	
		23.98Hz	-	-	-	-	-	○	-	-	-	-	-	●	-	-	-	-	
	1080PsF	29.97Hz	○	-	○	-	-	-	○	-	●	-	-	-	○	-	○	-	
		25.00Hz	-	○	-	○	-	-	-	○	-	●	-	-	-	○	-	○	
		24.00Hz	-	-	-	-	○	-	-	-	-	-	●	-	-	-	-	-	
		23.98Hz	-	-	-	-	-	○	-	-	-	-	-	●	-	-	-	-	
	1080i	59.94Hz	○	-	-	-	-	-	○	-	○	-	-	-	-	●	-	○	
		50.00Hz	-	○	-	-	-	-	-	○	-	○	-	-	-	●	-	○	
	720p	59.94Hz	○	-	-	-	-	-	○	-	-	-	-	-	○	-	●	-	
		50.00Hz	-	○	-	-	-	-	-	○	-	-	-	-	-	○	-	●	
	HDMI	2160p	59.94Hz	●	-	-	-	-	○	-	-	-	-	-	○	-	○	-	
			50.00Hz	-	●	-	-	-	-	○	-	-	-	-	-	○	-	○	
			29.97Hz	-	-	●	-	-	-	-	-	○	-	-	-	-	-	-	-
			25.00Hz	-	-	-	●	-	-	-	-	-	○	-	-	-	-	-	-
24.00Hz			-	-	-	-	●	-	-	-	-	-	○	-	-	-	-	-	
23.98Hz			-	-	-	-	-	●	-	-	-	-	-	○	-	-	-	-	
1080p		59.94Hz	○	-	-	-	-	-	●	-	-	-	-	-	○	-	○	-	
		50.00Hz	-	○	-	-	-	-	-	●	-	-	-	-	-	○	-	○	
		29.97Hz	-	-	○	-	-	-	-	-	●	-	-	-	-	-	-	-	
		25.00Hz	-	-	-	○	-	-	-	-	-	●	-	-	-	-	-	-	
		24.00Hz	-	-	-	-	○	-	-	-	-	-	●	-	-	-	-	-	
		23.98Hz	-	-	-	-	-	○	-	-	-	-	-	●	-	-	-	-	
1080i		59.94Hz	○	-	-	-	-	-	○	-	○	-	-	-	-	●	-	○	
		50.00Hz	-	○	-	-	-	-	-	○	-	○	-	-	-	●	-	○	
720p		59.94Hz	○	-	-	-	-	-	○	-	-	-	-	-	○	-	●	-	
		50.00Hz	-	○	-	-	-	-	-	○	-	-	-	-	-	○	-	●	
3840 x 2160 (4K)		60.00Hz	○	○	○	○	○	○	○	○	○	○	○	○	○	○	○	○	
2560 x 1440 (WQHD)		60.00Hz	○	○	○	○	○	○	○	○	○	○	○	○	○	○	○	○	
1920 x 1200 (WUXGA)	60.00Hz	○	○	○	○	○	○	○	○	○	○	○	○	○	○	○	○		
1680 x 1200 (UXGA)	60.00Hz	○	○	○	○	○	○	○	○	○	○	○	○	○	○	○	○		
1680 x 1050 (WSXGA+)	60.00Hz	○	○	○	○	○	○	○	○	○	○	○	○	○	○	○	○		
1280 x 1024 (SXGA)	60.00Hz	○	○	○	○	○	○	○	○	○	○	○	○	○	○	○	○		
1280 x 768 (WXGA)	60.00Hz	○	○	○	○	○	○	○	○	○	○	○	○	○	○	○	○		
1024 x 768 (XGA)	60.00Hz	○	○	○	○	○	○	○	○	○	○	○	○	○	○	○	○		


● : Without format conversion ○ : With format conversion

* Support is planned with a firmware update in spring 2020.

System Configuration



Expandable with a Variety of Functions as Required Using Five Optional Units



* SDI input is reduced by the number of HDMI input channels used.


Optional Units



SDI Input Unit

AV-UHS5M1G

12G/3G-SDI x 4 inputs
Frame synchronizer, up-conversion, color correction, SDR/HDR conversion and ITU-R BT.709/BT.2020 conversion compatible



SDI Output Unit

AV-UHS5M2G

12G/3G-SDI x 4 outputs
Down-conversion, HDR/SDR conversion and ITU-R BT.2020/BT.709 conversion compatible



HDMI Input Unit

AV-UHS5M3G

HDMI 2.0 x 3 inputs
Scaler for each channel



HDMI Output Unit

AV-UHS5M4G

HDMI 2.0 x 3 outputs
Scaler for each channel



4K DVE Unit

AV-UHS5M5G

DVE function in 4K mode
(background transition x 1, key transition x 1)

Related Equipment

Panasonic Integrated PTZ Cameras that allow camera control from AV-UHS500

As of February, 2020



Supported cameras
4K Model
AW-UE150W/K
AW-UE70W/K, AW-UN70W/K
HD Model
AW-HE130W/K, AW-HN130W/K
AW-HE42W/K
AW-HE40SW/SK/HW/HK, AW-HN40HW/HK
AW-HE38HW/HK, AW-HN38HW/HK
Outdoor compatible model
AW-HR140

For details, see the Panasonic website (<https://pro-av.panasonic.net/en/>).

Operation-verified 3rd party devices

Lawo LBP SNAP Series Remote Operation Panel

As of February, 2020



Contact

LAWO AG

TEL : +49 7222 1002 0
WEB : www.lawo.com
E-Mail : sales@lawo.com

Specifications

As of February, 2020

Live Switcher AV-UHS500

General

Power Supply	AC 100 V to 240 V, 50 Hz/60 Hz
Current Consumption	1.5 A
Ambient Operating Temperature	0°C to 40°C (32°F to 104°F)
Ambient Operating Humidity	10% to 90% (no condensation)
Storage Temperature	0°C to 40°C (32°F to 104°F)
Storage Humidity	10% to 90% (no condensation)
Weight	Approx. 7 kg (Approx.15.4 lb)
Dimensions (W x H x D)	440 mm x 170 mm x 360 mm (17-5/16 inches x 6-11/16 inches x 14-3/16 inches) (excluding protrusions)

Video Terminal

SDI IN 1 to SDI IN 8 Terminals	8 lines (plus another maximum of 8 lines when using the OPTION unit) <ul style="list-style-type: none"> Connectors: BNC x 8 Color space conversion function Frame synchronizer function Connectors <SDI IN 1> to <SDI IN 4> equipped with simple format converters. Connectors <SDI IN 5> to <SDI IN 8> equipped with up-converters. Connectors <SDI IN 5> to <SDI IN 8> equipped with color correctors. * SDI IN 1/2 excludes HDMI IN 1/2.
	12G-SDI 12G-SDI, SMPTE ST 2082-10 standard complied with
	3G-SDI 3G-SDI, SMPTE292 standard complied with (Compatible with Level-A/Level-B)
	HD-SDI HD-SDI, SMPTE292M standard complied with
HDMI IN 1 to HDMI IN 2 Terminals	2 lines (plus another maximum of 6 lines when using the OPTION unit) Video format inputs: 720p/59.94 Hz, 720p/50 Hz, 1080i/59.94 Hz, 1080i/50 Hz, 1080p/59.94 Hz, 1080p/50 Hz, 1080p/29.97 Hz, 1080p/25 Hz, 1080p/24 Hz, 1080p/23.98 Hz, 2160p/59.94 Hz, 2160p/50 Hz, 2160p/29.97 Hz, 2160p/25 Hz, 2160p/24 Hz, 2160p/23.98 Hz PC format inputs: 4K (3840 x 2160, 60 Hz), WQHD (2560 x 1440, 60 Hz), WUXGA (1920 x 1200, 60 Hz), UXGA (1680 x 1200, 60 Hz), WSXGA+ (1680 x 1050, 60 Hz), SXGA (1280 x 1024, 60 Hz), WXGA (1280 x 768, 60 Hz), XGA (1024 x 768, 60 Hz) Mode: Full/Fit-H/Fit-V <ul style="list-style-type: none"> Scaler, Frame synchronizer and Color space conversion function Connectors: HDMI x 2 This connector does not support the CPRM technologies. * HDMI IN 1/2 excludes SDI IN 1/2.
SDI OUT 1 to SDI OUT 5 Terminals	5 lines (plus another maximum of 8 lines when using the OPTION unit) <ul style="list-style-type: none"> Connectors: BNC x 5 Down-converter to 1080p, Color space conversion function PGM, PVW, CLN, ME PGM, MV1 to MV2, AUX1 to AUX4, Key Out can be assigned.
	12G-SDI 12G-SDI, SMPTE ST 2082-10 standard complied with
	3G-SDI 3G-SDI, SMPTE292 standard complied with (Compatible with Level-A)
	HD-SDI HD-SDI, SMPTE292M standard complied with
HDMI OUT 1 to HDMI OUT 2 Terminals	2 lines (plus another maximum of 6 lines when using the OPTION unit) <ul style="list-style-type: none"> Connectors: HDMI x 2 Not support Scaler (Only system format is available) Color space conversion function PGM, PVW, CLN, ME PGM, MV1 to MV2, AUX1 to AUX4, Key Out can be assigned.
Signal Formats	2160/59.94p, 50p, 29.97p*, 25p*, 24p*, 23.98p*, 1080/59.94p, 50p, 29.97p*, 25p*, 24p*, 23.98p*, 59.94i, 50i, 720/59.94p, 50p
Signal Processing	R: G: B 4: 4: 4 8 bit / 4: 2: 2 10 bit (Only for HDMI) Y: Cb: Cr 4: 2: 2 10 bit
ME Number	1ME

Synchronous Terminal

REF Terminal Reference Input/ BB Outputs	In Genlock mode: Black burst or Tri-level Sync input signals (with loop-through) <ul style="list-style-type: none"> Loop-through output is performed in external sync mode. If loop-through output is not going to be used, provide a 75 Ω termination. Connectors : BNC x 2 Same field frequencies as those of the system formats supported. With the 24.00p format, Black Burst input signal is not supported. With the 1080/23.98Psf format, black burst with 10 Field ID (SMPTE318M standard met) or Trilevel Sync signals supported. BB signals are output from two connectors in the internal sync mode.
Video Delay Time	1 line (H) When the frame synchronizer setting is [Off] and neither the up-converter nor the down-converter is operating 1 frame (F) When the frame synchronizer setting is [On] and the up-converter and downconverter are operating <ul style="list-style-type: none"> When the signals have passed through PinP, DVE, multi view, down-converter or HDMI IN, a maximum delay of 1 frame is applied in each case.

Control Terminal

LAN Terminal	Compatible with 1000BASE-TX and AUTO-MDIX (For IP control) <ul style="list-style-type: none"> Connecting cable: LAN cable (CAT5E), max. 100 m (328 ft), STP (Shielded Twisted Pair) cable recommended Connectors : RJ-45
TALLY GPI Terminal	INPUT: 8 inputs general-purpose, photocoupler sensing OUTPUT: 19 outputs; selected from R/G tally, general-purpose ALARM: 1 output, open collector output (negative logic)

OPTION Unit

General

	AV-UHS5M1G	AV-UHS5M2G	AV-UHS5M3G	AV-UHS5M4G	AV-UHS5M5G
Power Supply	DC 12 V Supplied by AV-UHS500				
Power Consumption	15 W 1.2 A		16 W 1.3 A		14 W 1.1 A
Ambient Operating Temperature	0°C to 40°C (32°F to 104°F)				
Ambient Operating Humidity	10% to 90% (no condensation)				
Storage Temperature	0°C to 40°C (32°F to 104°F)				
Storage Humidity	10% to 90% (no condensation)				
Weight	Approx. 371 g (Approx. 0.82 lbs.)		Approx. 353 g (Approx. 0.78 lbs.)		Approx. 354 g (Approx. 0.78 lbs.)
Dimensions (W x H x D)	112 mm x 42 mm x 167 mm (4-13/32 inches x 1-21/32 inches x 6-9/16 inches) (excluding protrusions)			112 mm x 42 mm x 166 mm (4-13/32 inches x 1-21/32 inches x 6-17/32 inches) (excluding protrusions)	

SDI Input Unit AV-UHS5M1G

SDI IN 1 to SDI IN 4 Terminals	4 lines <ul style="list-style-type: none"> Connectors: BNC x 4 Frame synchronizer function Up-converter fitted. Color space conversion function Color corrector fitted.
12G-SDI	12G Serial digital, SMPTE ST 2082-10 standard complied with <ul style="list-style-type: none"> 0.8 V [p-p] ± 10% (75 Ω) Automatic equalizer 80 m (when the cable is used)
3G-SDI	3G Serial digital, SMPTE292 standard complied with (Level-A/Level-B) <ul style="list-style-type: none"> 0.8 V [p-p] ± 10% (75 Ω) Automatic equalizer 100 m (when the cable is used)
HD-SDI	HD Serial digital, SMPTE292M standard complied with <ul style="list-style-type: none"> 0.8 V [p-p] ± 10% (75 Ω) Automatic equalizer 100 m (when the cable is used)

SDI Output Unit AV-UHS5M2G

SDI OUT 1 to SDI OUT 4 Terminals	4 lines <ul style="list-style-type: none"> Connectors: BNC x 4 Down-converter Color space conversion function PGM, PVW, CLN, ME PGM, MV1 to MV2, AUX1 to AUX4, Key Out can be assigned.
12G-SDI	12G Serial digital, SMPTE ST 2082-10 standard complied with 0.8 V [p-p] ± 10% (75 Ω)
3G-SDI	3G Serial digital, SMPTE292 standard complied with (Level-A) 0.8 V [p-p] ± 10% (75 Ω)
HD-SDI	HD Serial digital, SMPTE292M standard complied with 0.8 V [p-p] ± 10% (75 Ω)

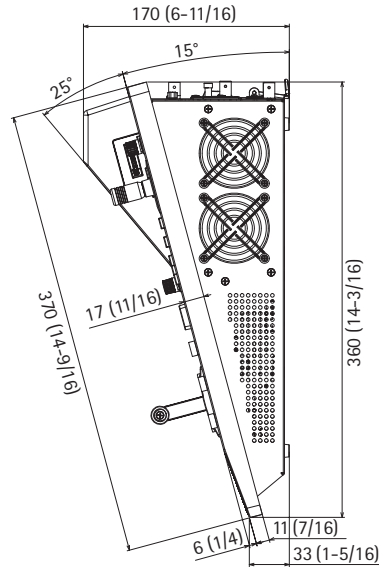
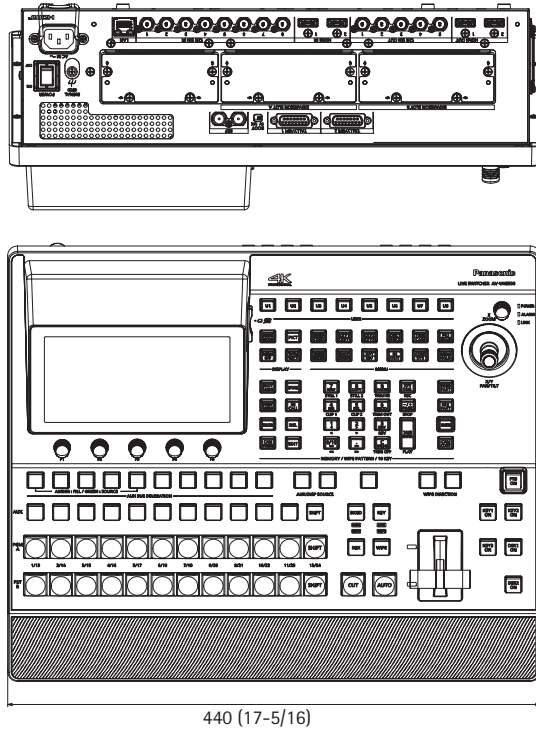
HDMI Input Unit AV-UHS5M3G

HDMI IN 1 to HDMI IN 3 Terminals	3 lines Video format inputs: 720p/59.94 Hz, 720p/50 Hz, 1080i/59.94 Hz, 1080i/50 Hz, 1080p/59.94 Hz, 1080p/50 Hz, 1080p/29.97 Hz, 1080p/25 Hz, 1080p/24 Hz, 1080p/23.98 Hz, 2160p/59.94 Hz, 2160p/50 Hz, 2160p/29.97 Hz, 2160p/25 Hz, 2160p/24 Hz, 2160p/23.98 Hz PC format inputs: 4K (3840 x 2160, 60 Hz), WQHD (2560 x 1440, 60 Hz), WUXGA (1920 x 1200, 60 Hz), UXGA (1680 x 1200, 60 Hz), WSXGA+ (1680 x 1050, 60 Hz), SXGA (1280 x 1024, 60 Hz), WXGA (1280 x 768, 60 Hz), XGA (1024 x 768, 60 Hz) Mode: Full/Fit-H/Fit-V <ul style="list-style-type: none"> Connectors: HDMI x 3 Frame synchronizer function Color corrector fitted. Scaler and Color space conversion function This connector does not support the CPRM technologies.
----------------------------------	--

HDMI Output Unit AV-UHS5M4G

HDMI OUT 1 to HDMI OUT 3 Terminals	3 lines Mode: Fit-V, Fit-H, Full, Full-90%, Full-80% Size: Auto, WQHD (2560 x 1440, 60 Hz), WUXGA (1920 x 1200, 60 Hz), UXGA (1680 x 1200, 60 Hz), WSXGA+ (1680 x 1050, 60 Hz), SXGA (1280 x 1024, 60 Hz), WXGA (1280 x 768, 60 Hz), XGA (1024 x 768, 60 Hz), Native Color: Auto, RGB, YUV444, YUV422 <ul style="list-style-type: none"> Connectors: HDMI x 3 PGM, PVW, CLN, ME PGM, MV1 to MV2, AUX1 to AUX4, Key Out can be assigned. Scaler and Color space conversion function
------------------------------------	---

*1: Support is planned with a firmware update in spring 2020.



* The terms HDMI and HDMI High-Definition Multimedia Interface, and the HDMI Logo are trademarks or registered trademarks of HDMI Licensing Administrator, Inc. in the United States and other countries.
 * SDHC and SDXC Logos are trademarks of SD-3C,LLC.
 * Primatte® is a registered trademark of IMAGICA DIGIX Inc. The copyright of Primatte® belong to IMAGICA DIGIX Inc. The patents for Primatte® belong to IMAGICA DIGIX Inc.

*Specifications are subject to change without notice.

Panasonic®

Panasonic Corporation
 Connected Solutions Company
 2-15 Matsuba-cho, Kadoma, Osaka 571-8503 Japan



For more information, please visit Panasonic web site
<https://pro-av.panasonic.net/en/qr/>



Factories of AVC Networks Company have received ISO14001:2004-the Environmental Management System certification. (Except for 3rd party's peripherals.)



Broadcast and Professional AV Website



Contact Information



Facebook



Mobile App